


1 M. ELIZABETH DAY (SBN 177125)
 eday@feinday.com
 2 IAN N. FEINBERG (SBN 88324)
 ifeinberg@feinday.com
 3 DAVID ALBERTI (SBN 220625)
 dalberti@feinday.com
 4 SAL LIM (SBN 211836)
 slim@feinday.com
 5 YAKOV ZOLOTOREV (SBN 224260)
 yzolotorev@feinday.com
 6 MARC BELLOLI (SBN 244290)
 mbelloli@feinday.com
 7 **FEINBERG DAY ALBERTI & THOMPSON LLP**
 401 Florence Street, Suite 200
 8 Palo Alto, CA 94301
 Telephone: 650.618.4360
 9 Facsimile: 650.618.4368



10 Attorneys for Defendant
 PRAGMATUS TELECOM, LLC

11
 12 UNITED STATES DISTRICT COURT
 13 CENTRAL DISTRICT OF CALIFORNIA

14 PRAGMATUS TELECOM, LLC,
 15 Plaintiff,
 16 v.
 17 U.S. AUTO PARTS NETWORK, INC.,
 18 Defendants.

CASE NO.

COMPLAINT FOR PATENT
 INFRINGEMENT

Complaint Filed: MPW

DEMAND FOR JURY TRIAL

19
 20 Plaintiff Pragmatus Telecom, LLC ("Pragmatus") complains and alleges as follows
 21 against Defendant U.S. Auto Parts Network, Inc. ("U.S. Auto Parts"):

22 **THE PARTIES**

- 23 1. Pragmatus is a limited liability company organized and existing under the laws of
 24 the Commonwealth of Virginia with its principal place of business at 601 North King Street,
 25 Alexandria, Virginia 22314.
- 26 2. Pragmatus is informed and believes that U.S. Auto Parts is a corporation organized
 27 and existing under the laws of the State of Delaware with its principal place of business at 16941
 28 Keegan Avenue, Carson, California 90746.

- 1
- 2
- 3
- 4
- 5
- 6
- 7
- 8
- 9
- 0
- 1
- 2
- 3
- 4
- 5
- 6
- 7
- 8

2
3
4
5
6
7
8
9
0
1
2
3
4
5
6
7
8
9
0
1
2
3
4
5
6
7
8

5
6
7
8
9
0
1
2
3
4
5
6
7
8
9
0
1
2
3
4
5
6
7
8

9
0
1
2
3
4
5
6
7
8
9
0
1
2
3
4
5
6
7
8

- 1
- 2
- 3
- 4
- 5
- 6
- 7
- 8
- 9
- 0
- 1
- 2
- 3
- 4
- 5
- 6
- 7
- 8

2
3
4
5
6
7
8
9
0
1
2
3
4
5
6
7
8

7
8
9
0
1
2
3
4
5
6
7
8

2
3
4
5
6
7
8

1 COUNT I

2 (INFRINGEMENT OF THE '231 PATENT)

3 9. Pragmatus incorporates by reference herein the averments set forth in paragraphs 1
4 through 8 above.

5 10. U.S. Auto Parts has and continues to infringe directly one or more claims of the
6 '231 Patent, including at least by using the system of claim 1 of the '231 Patent to provide live
7 chat service over the Internet.

8 11. As a result of U.S. Auto Parts' acts of infringement, Pragmatus has suffered and
9 will continue to suffer damages in an amount to be proved at trial.

10 COUNT II

11 (INFRINGEMENT OF THE '286 PATENT)

12 12. Pragmatus incorporates by reference herein the averments set forth in paragraphs 1
13 through 8 above.

14 13. U.S. Auto Parts has and continues to infringe directly one or more claims of the
15 '286 Patent, including at least by using the system of claim 9 of the '286 Patent to provide live
16 chat service over the Internet.

17 14. As a result of U.S. Auto Parts' acts of infringement, Pragmatus has suffered and
18 will continue to suffer damages in an amount to be proved at trial.

19 COUNT III

20 (INFRINGEMENT OF THE '043 PATENT)

21 15. Pragmatus incorporates by reference herein the averments set forth in paragraphs 1
22 through 8 above.

23 16. U.S. Auto Parts has and continues to infringe directly one or more claims of the
24 '043 Patent, including at least by using the system of claim 1 of the '043 Patent to provide live
25 chat service over the Internet.

26 17. As a result of U.S. Auto Parts' acts of infringement, Pragmatus has suffered and
27 will continue to suffer damages in an amount to be proved at trial.

28

1 PRAYER FOR RELIEF

2 WHEREFORE, Pragmatus respectfully requests the following relief:

3 a) A judgment that U.S. Auto Parts has infringed one or more claims of United States
4 Patent Nos. 6,311,231, 6,668,286, and 7,159,043;

5 b) A judgment that United States Patent Nos. 6,311,231, 6,668,286, and 7,159,043
6 are valid and enforceable;

7 c) Pragmatus be awarded damages adequate to compensate Pragmatus for U.S. Auto
8 Parts' infringement of United States Patent Nos. 6,311,231, 6,668,286, and 7,159,043 up until the
9 date such judgment is entered, including prejudgment and post-judgment interest, costs, and
10 disbursements as justified under 35 U.S.C. § 284 and, if necessary adequately to compensate
11 Pragmatus for U.S. Auto Parts' infringement, an accounting;

12 d) A judgment that Pragmatus be awarded attorneys' fees, costs, and expenses
13 incurred in prosecuting this action;

14 e) A judgment that Pragmatus be awarded such further relief at law or in equity as the
15 Court deems just and proper; and

16 f) A judgment permanently enjoining U.S. Auto Parts from further infringement of
17 each of United States Patent Nos. 6,311,231, 6,668,286, and 7,159,043.

18 Dated: December 11, 2012

FEINBERG DAY ALBERTI & THOMPSON LLP

19
20 By: 

21 M. Elizabeth Day

22 Ian N. Feinberg

23 David Alberti

Sal Lim

24 Yakov Zolotorev

Marc Belloli

25 Attorneys for Plaintiff


26 PRAGMATUS TELECOM, LLC

1 **DEMAND FOR JURY TRIAL**

2 Pragmatus Telecom, under Rule 38 of the Federal Rules of Civil Procedure, requests a
3 trial by jury of any issues so triable by right.
4

5 Dated: December 11, 2012

FEINBERG DAY ALBERTI & THOMPSON LLP

6
7 By: 
8 M. Elizabeth Day
9 Ian N. Feinberg
10 David Alberti
11 Sal Lim
12 Yakov Zolotorev
13 Marc Belloli

14 Attorneys for Plaintiff
15 PRAGMATUS TELECOM, LLC
16
17
18
19
20
21
22
23
24
25
26
27
28

EXHIBIT A



US006311231B1

(12) **United States Patent**
Bateman et al.

(10) **Patent No.:** **US 6,311,231 B1**
(45) **Date of Patent:** **Oct. 30, 2001**

(54) **METHOD AND SYSTEM FOR
COORDINATING DATA AND VOICE
COMMUNICATIONS VIA CUSTOMER
CONTRACT CHANNEL CHANGING
SYSTEM USING VOICE OVER IP**

(76) **Inventors:** **Thomas Howard Bateman**, 903
Mollins Dr., Saint John, New
Brunswick (CA), E2M 4L7; **Bruce**
Edward Kierstead, 9 Wasson Ct., Saint
John New Brunswick (CA), E2K 2K6;
William Alexander Noble, 516
Champlain St., Saint John New
Brunswick (CA), E2M 1S3; **Timothy**
Lee Curry, 115 Lancelot Dr., Gondola
Pt. New Brunswick (CA), E2E 1R8;
John Alan Lockett, 102 Islandview
Dr., Saint John New Brunswick (CA),
E2M3Z8; **Laurie Edward Mersereau**,
22 Lecroix Dr., Westfield New
Brunswick (CA), E0G 3J0; **Robert**
James Ouellette, 132 Josselyn Rd.,
Saint John New Brunswick (CA), E2J
3B5

(*) **Notice:** Subject to any disclaimer, the term of this
patent is extended or adjusted under 35
U.S.C. 154(b) by 0 days.

(21) **Appl. No.:** **09/239,701**

(22) **Filed:** **Jan. 29, 1999**

Related U.S. Application Data

(62) Division of application No. 08/532,537, filed on Sep. 25,
1995, now Pat. No. 5,884,032.

(51) **Int. Cl.** **G06F 13/10; G06F 13/14**

(52) **U.S. Cl.** **710/5; 710/6; 710/36;
710/39; 709/203; 379/67**

(58) **Field of Search** **710/1, 5, 6, 36,
710/39; 709/203; 379/67**

(56) **References Cited**

U.S. PATENT DOCUMENTS

4,789,962 12/1988 Berry et al. 364/900

4,969,185 11/1990 Dorst et al. 379/209
5,001,710 3/1991 Gawrys et al. 370/110.1
5,155,806 10/1992 Hoeber et al. 395/157
5,157,768 10/1992 Hoeber et al. 395/157
5,175,812 12/1992 Krieger 395/156
5,361,361 11/1994 Hickman et al. 395/700
5,384,771 1/1995 Isidoro et al. 370/58.2
5,428,608 6/1995 Freeman et al. 370/60.1
5,444,774 8/1995 Frieses 379/266
5,479,487 * 12/1995 Hammond 379/67
5,500,891 3/1996 Harrington et al. 379/265
5,535,323 7/1996 Miller et al. 395/155
5,557,668 9/1996 Brady 379/212
5,563,805 * 10/1996 Arbuckle et al. 364/514 C
5,619,508 4/1997 Davis et al. 370/495
5,694,546 * 12/1997 Reisman 395/200.9
5,884,032 3/1999 Bateman et al. 395/200.34

* cited by examiner

Primary Examiner—Thomas Lee

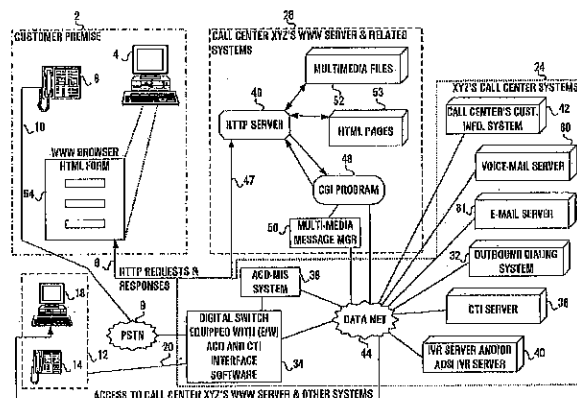
Assistant Examiner—Rehana Perveen

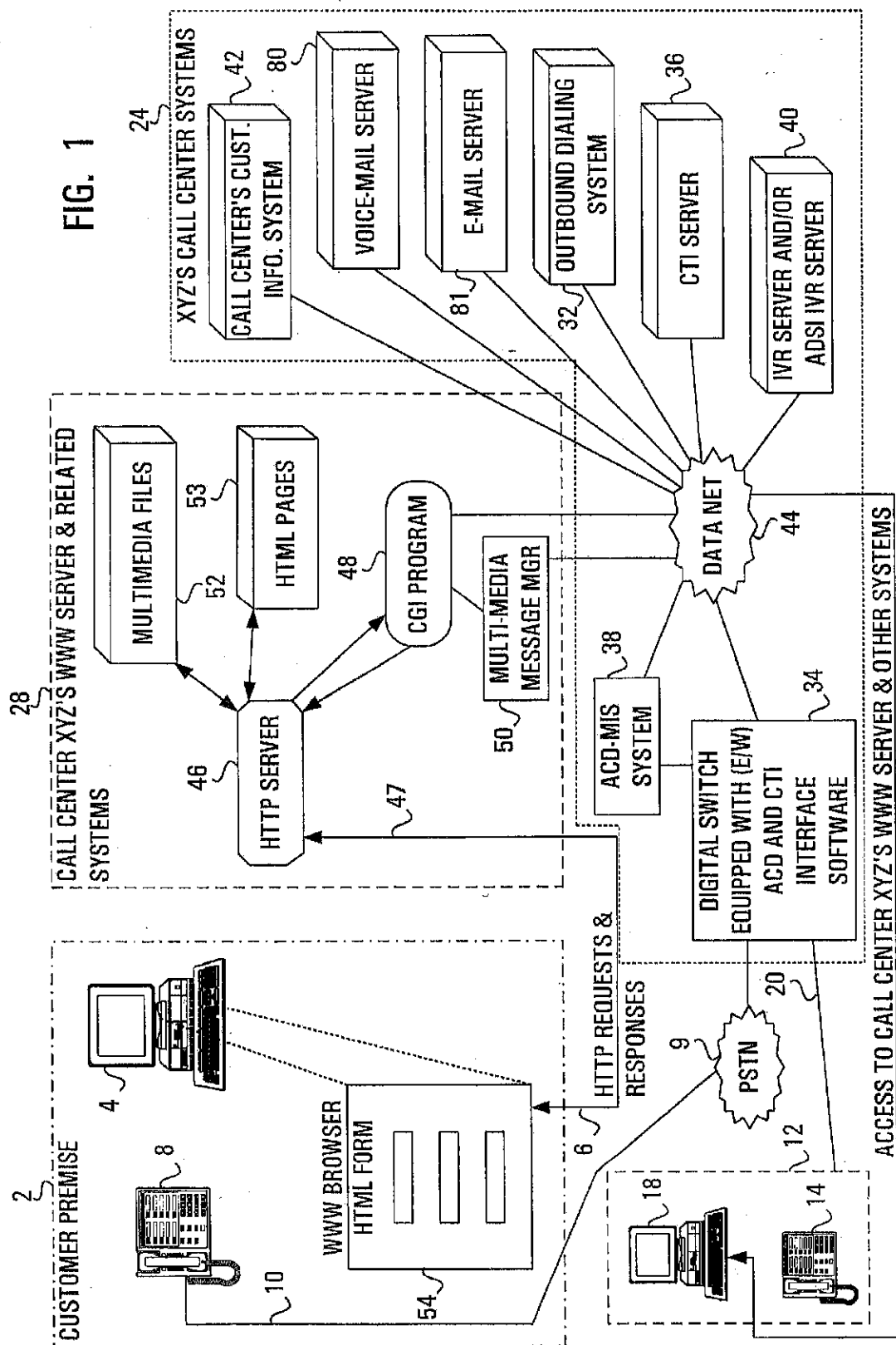
(74) *Attorney, Agent, or Firm*—Burns, Doane, Swecker &
Mathis, L.L.P.

(57) ABSTRACT

This invention (The Customer Contact Channel Changer) enables the integration of different Customer Contact Channels such as live call centre ACD (Automatic Call Distribution) agents, ADSI (Analog Display Services Interface) enhanced IVR (Interactive Voice Response) systems and WWW (World Wide Web) servers. The world wide web servers are used to allow customers with computer equipment to access information from an organizations databases in a self service mode. Frequently these customers have questions best answered by human ACD agents. With this invention the connection between the customer with the question and the agent with the answer is done quickly and efficiently with both parties sharing screens of common information. Also control is retained by the customer to make the call happen when they want it.

16 Claims, 11 Drawing Sheets





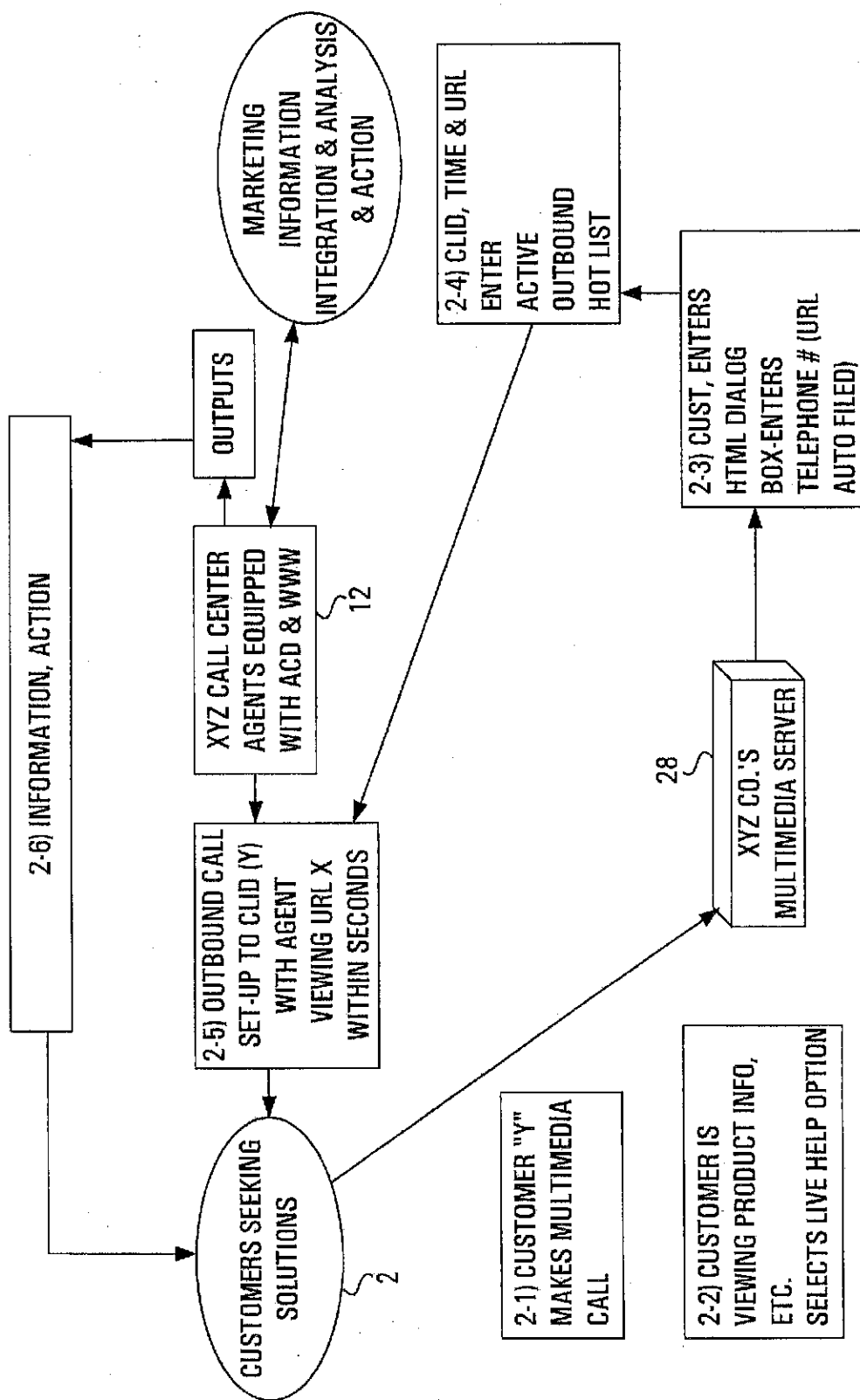


FIG. 2

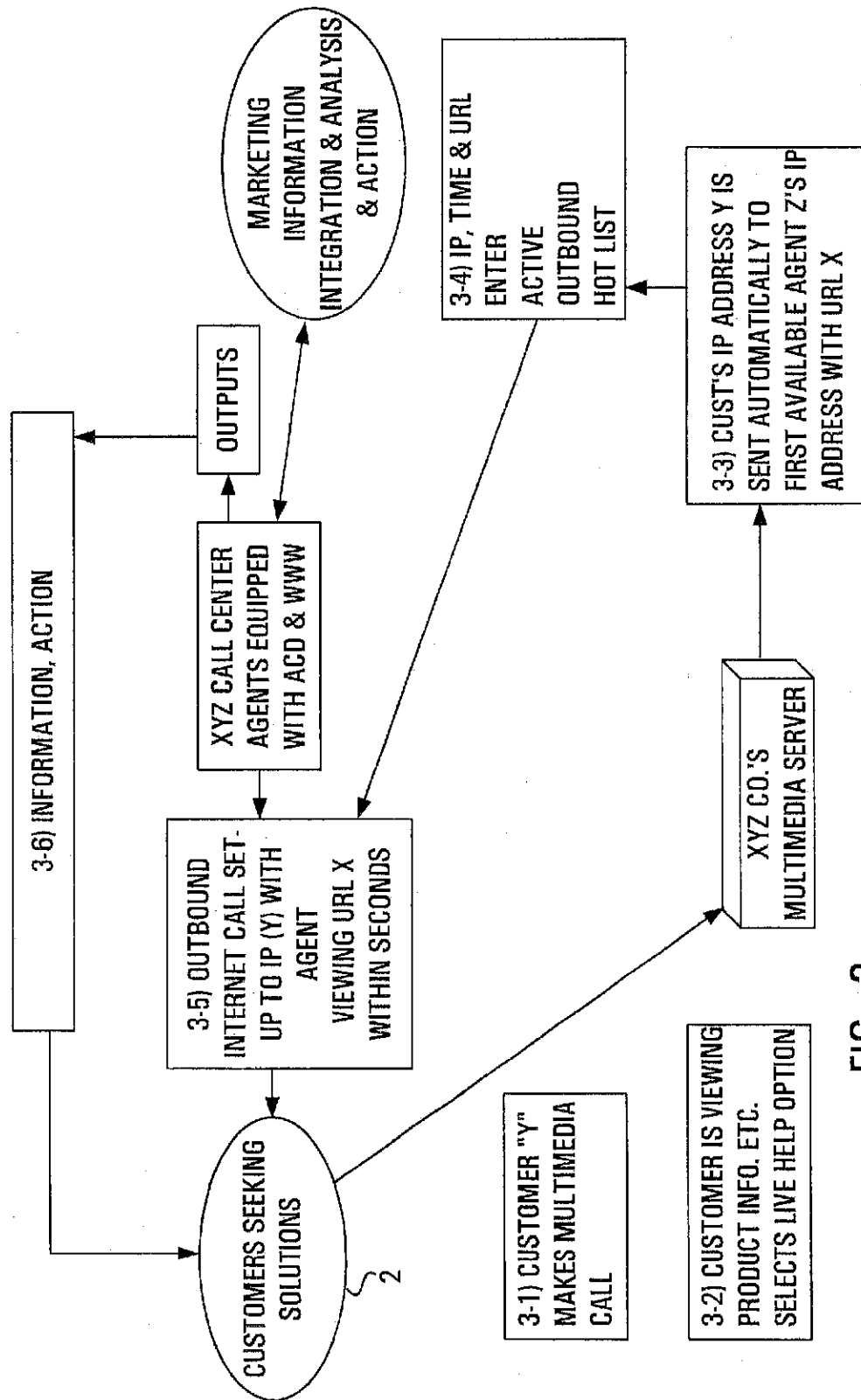


FIG. 3

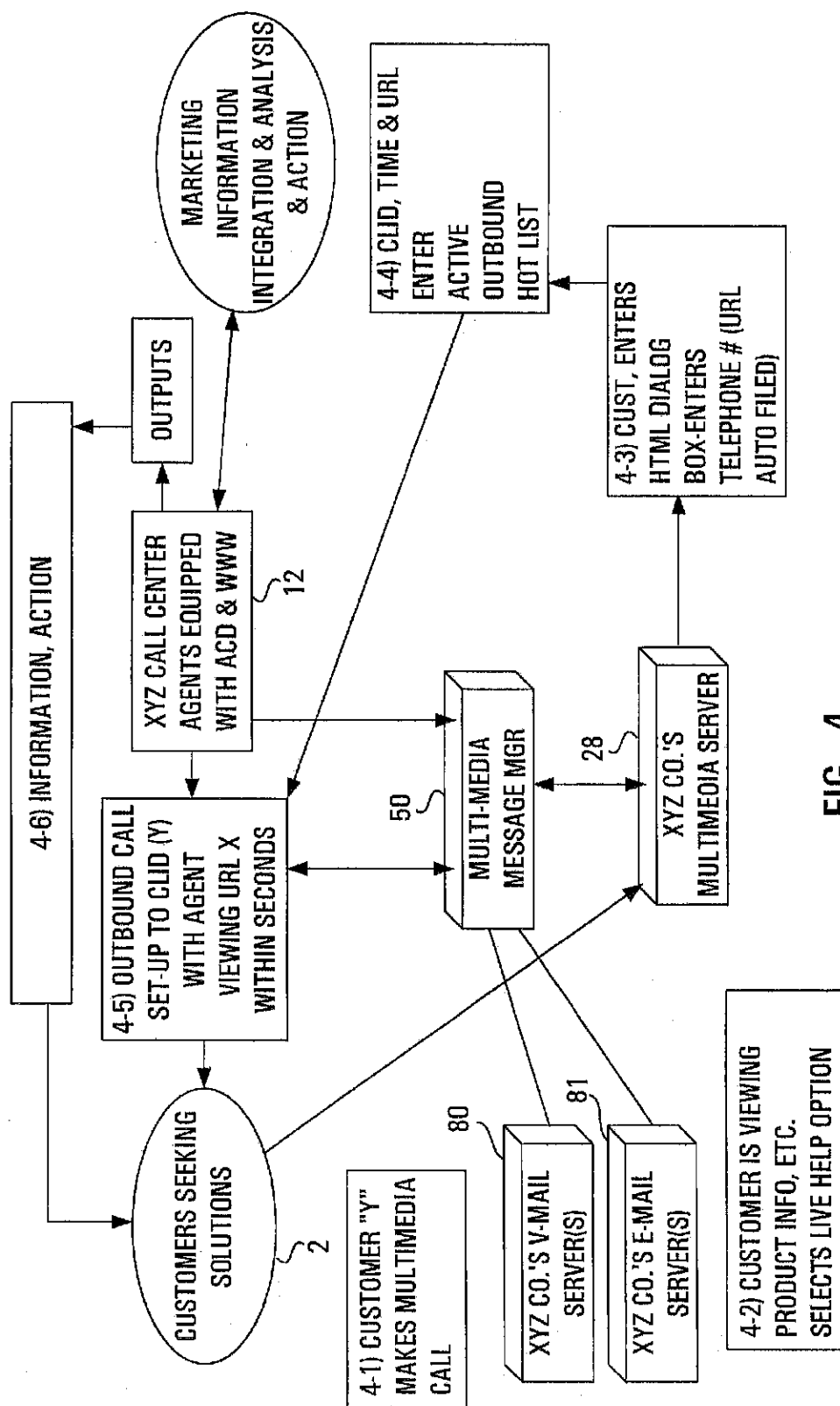
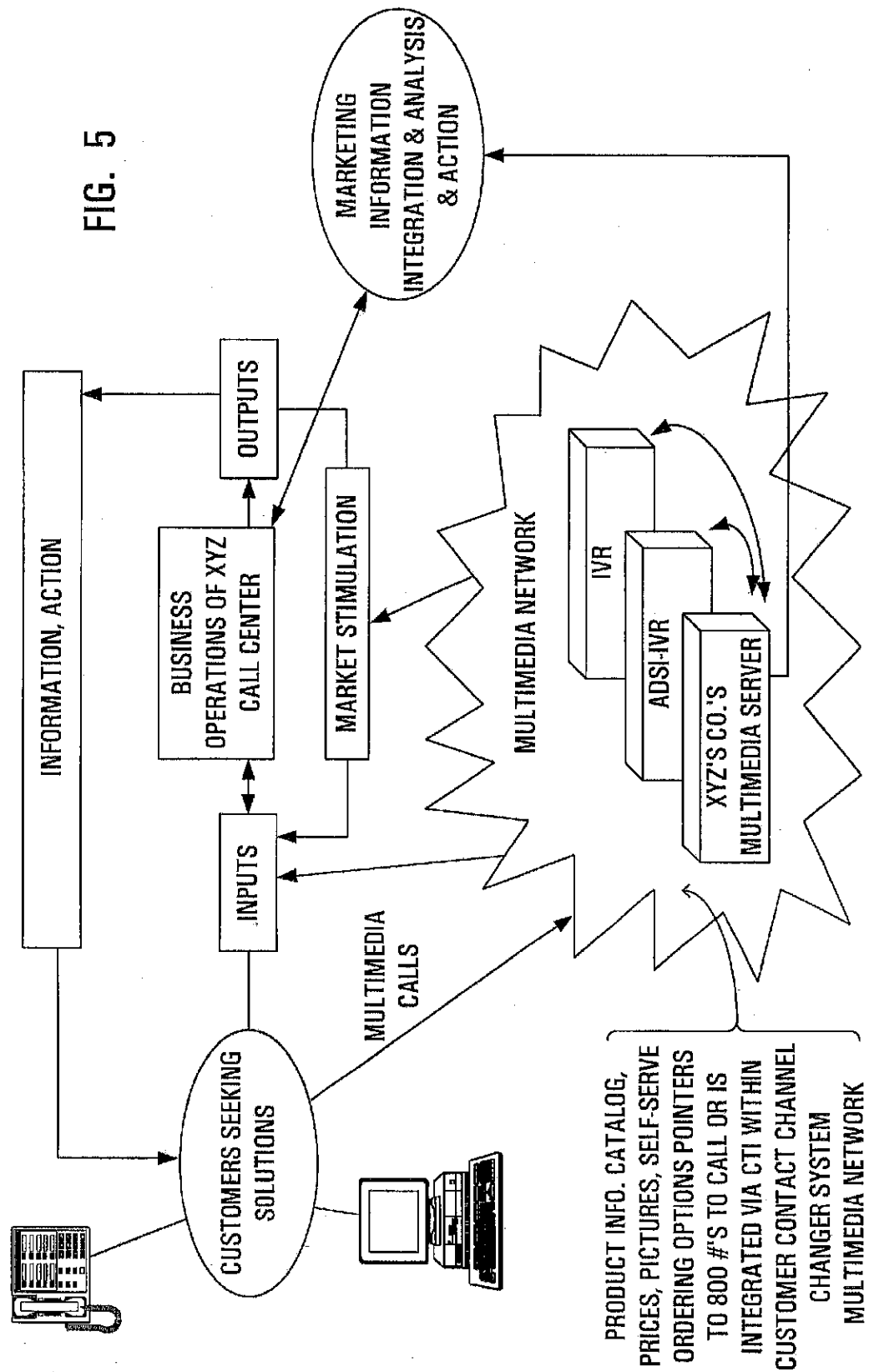


FIG. 4

FIG. 5



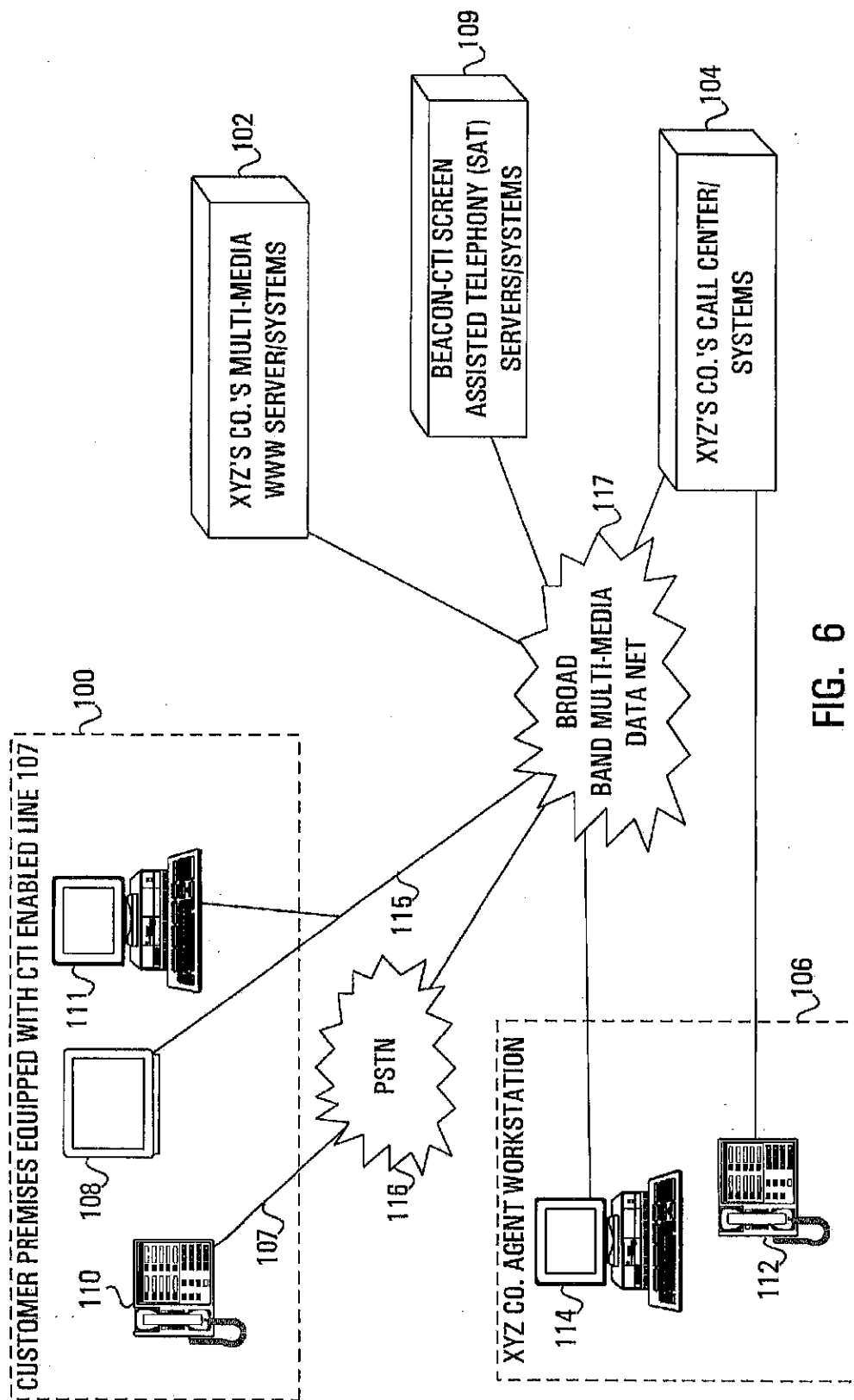


FIG. 6

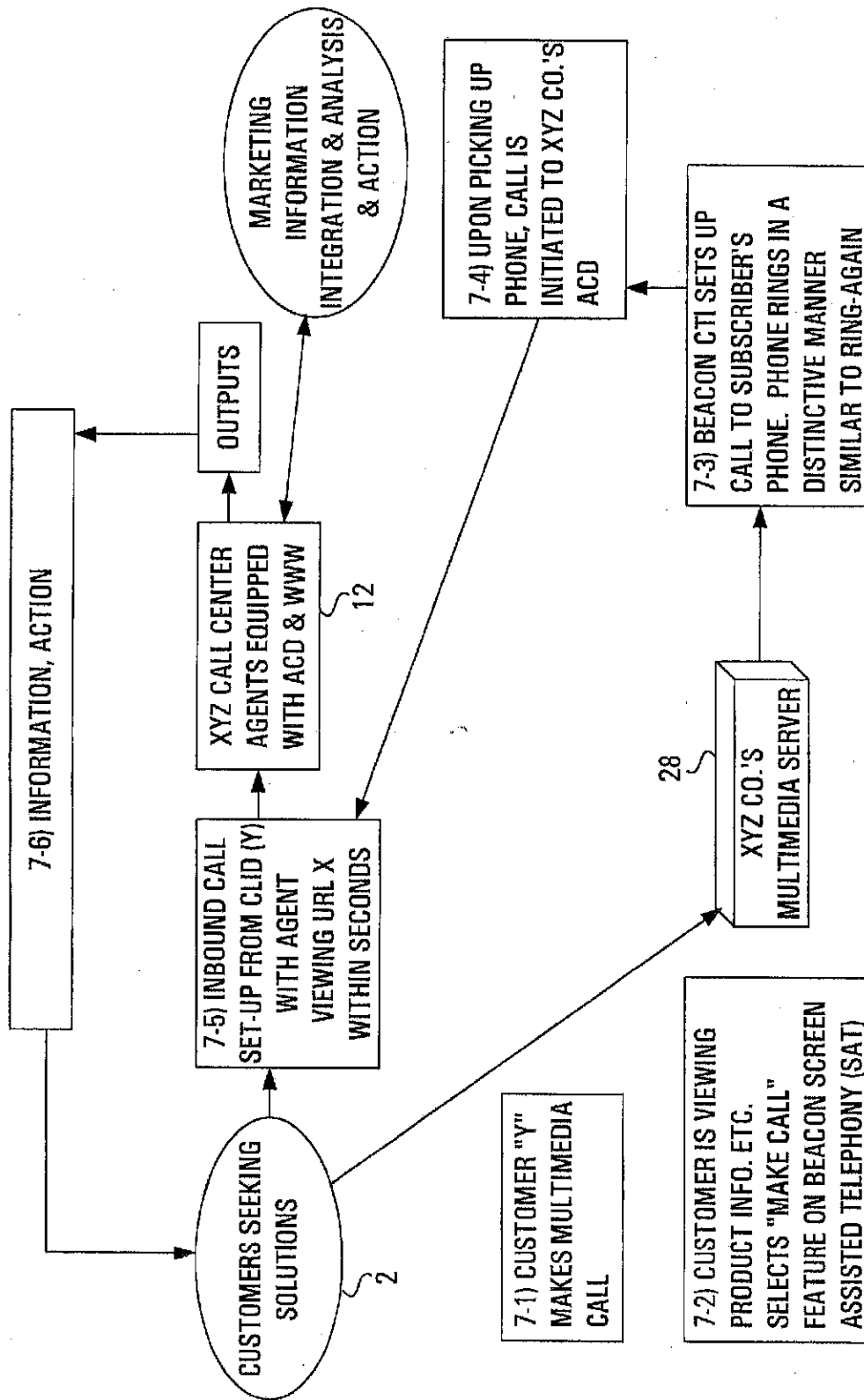


FIG. 7

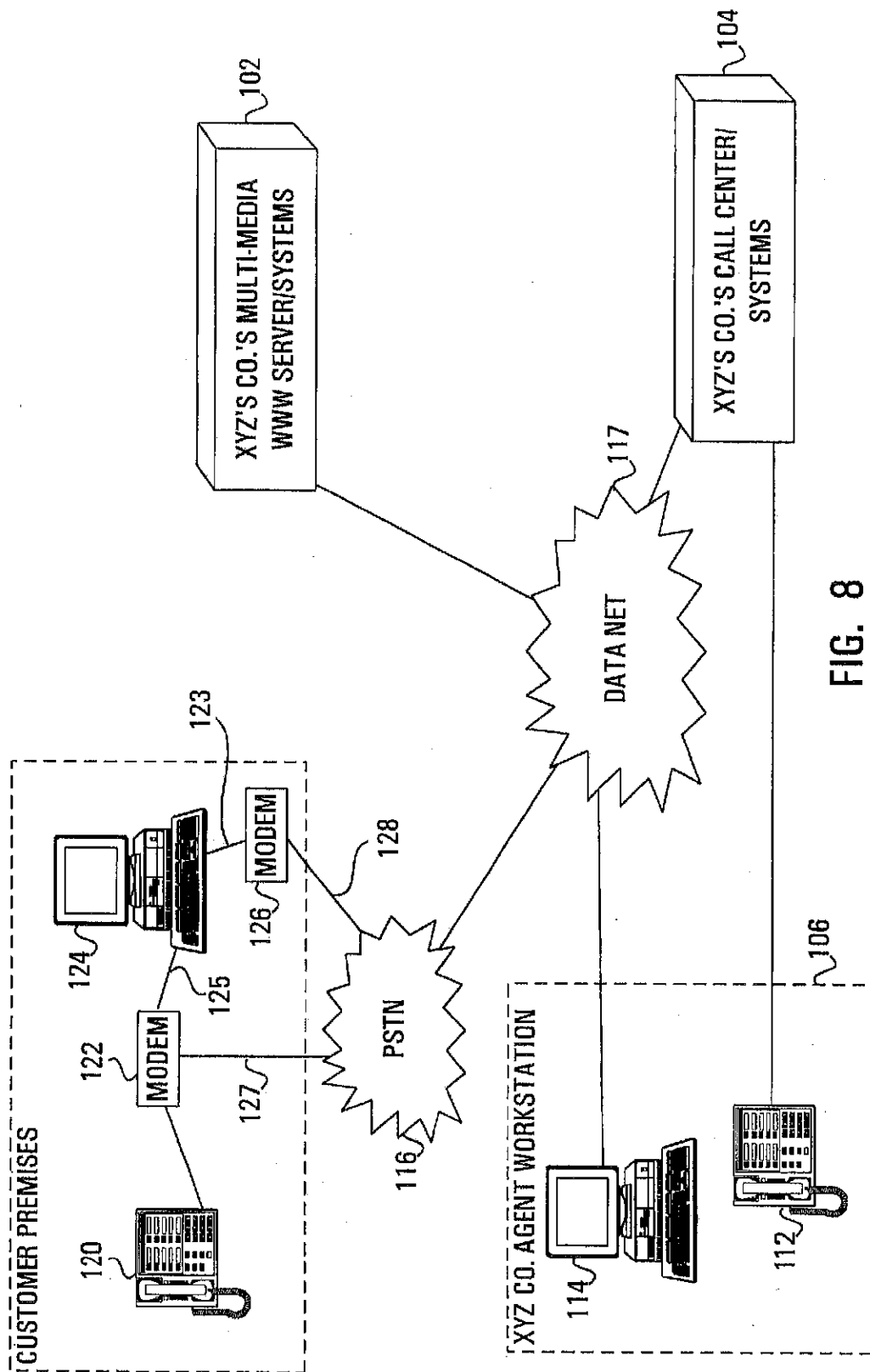


FIG. 8

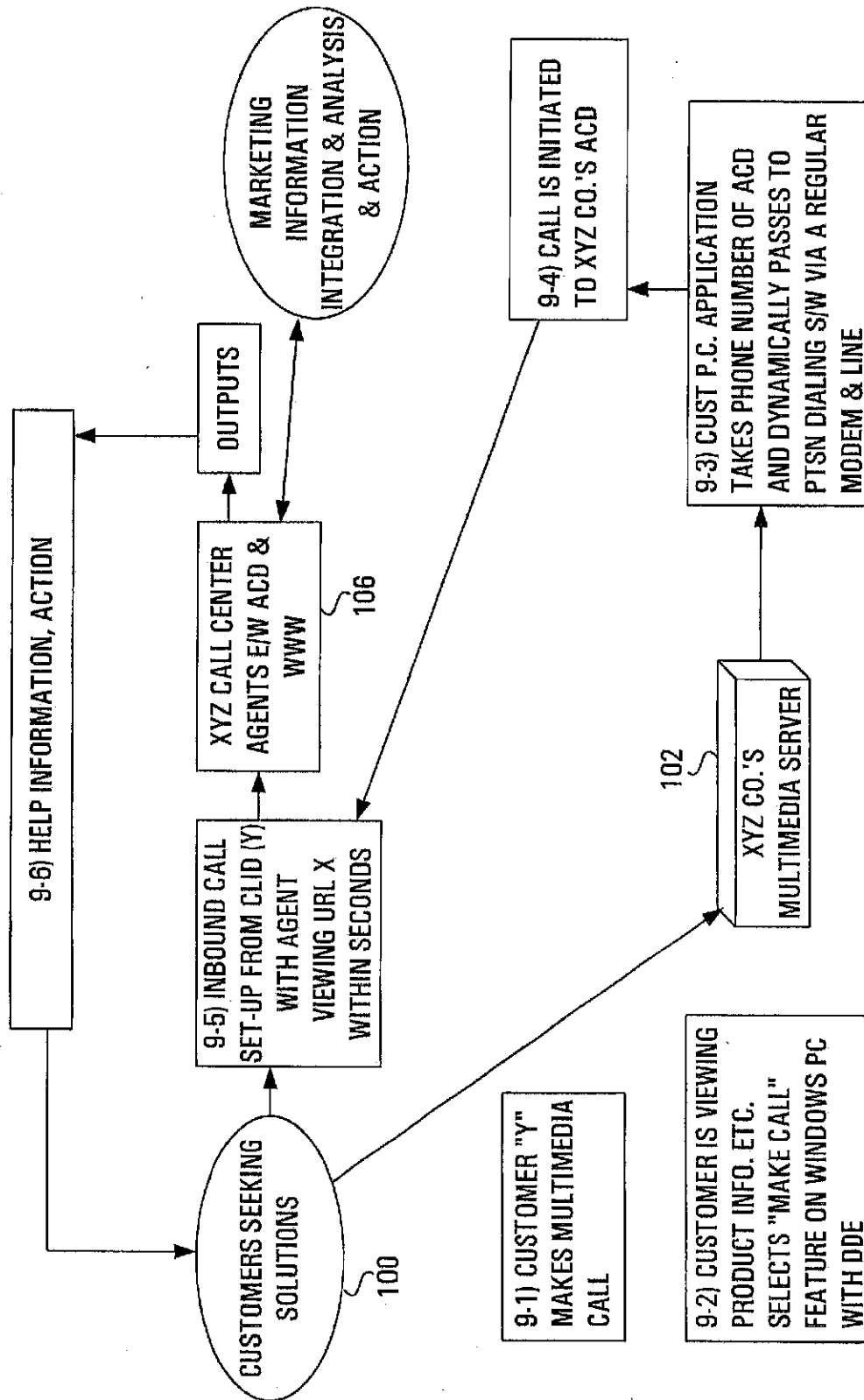
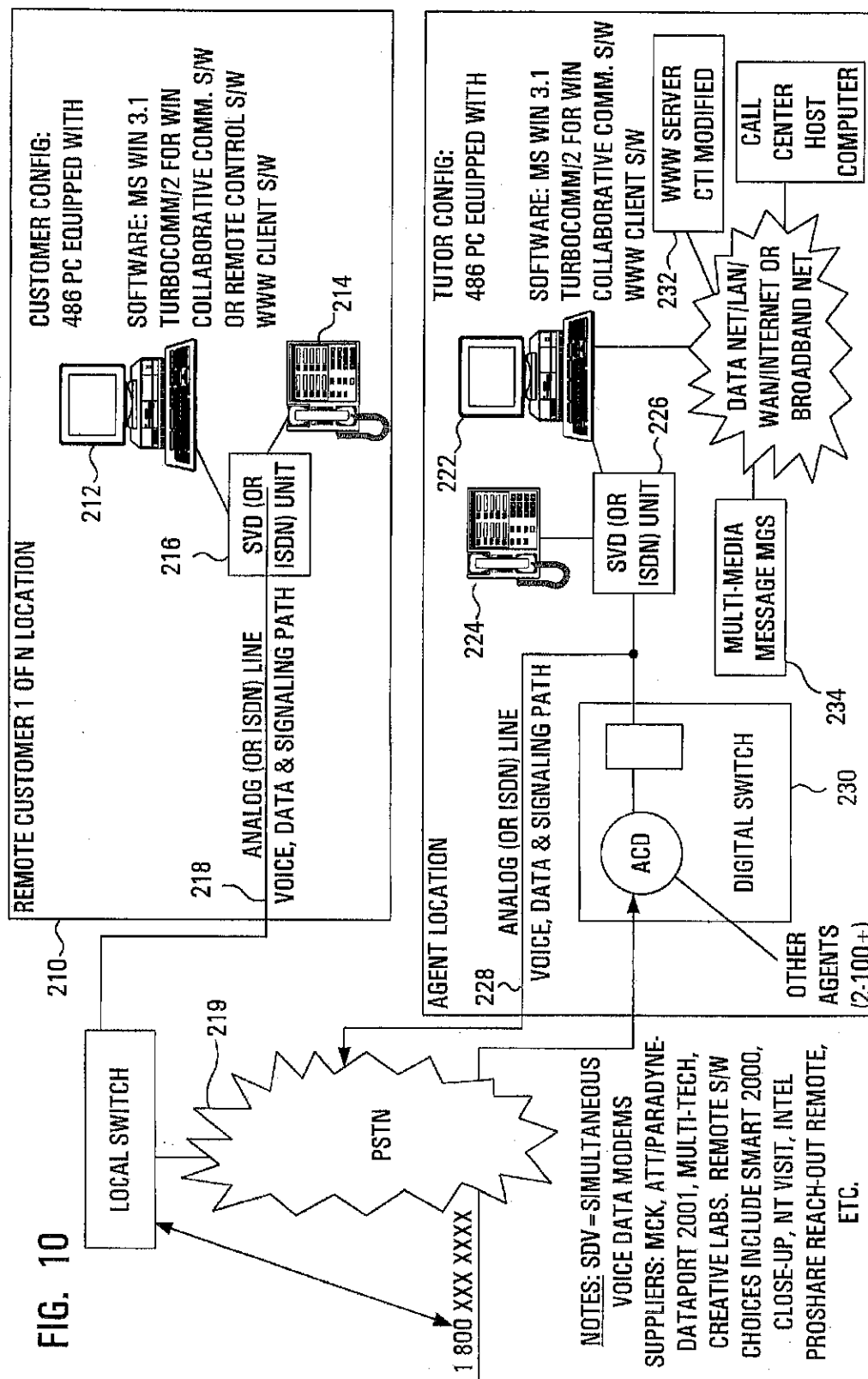


FIG. 9



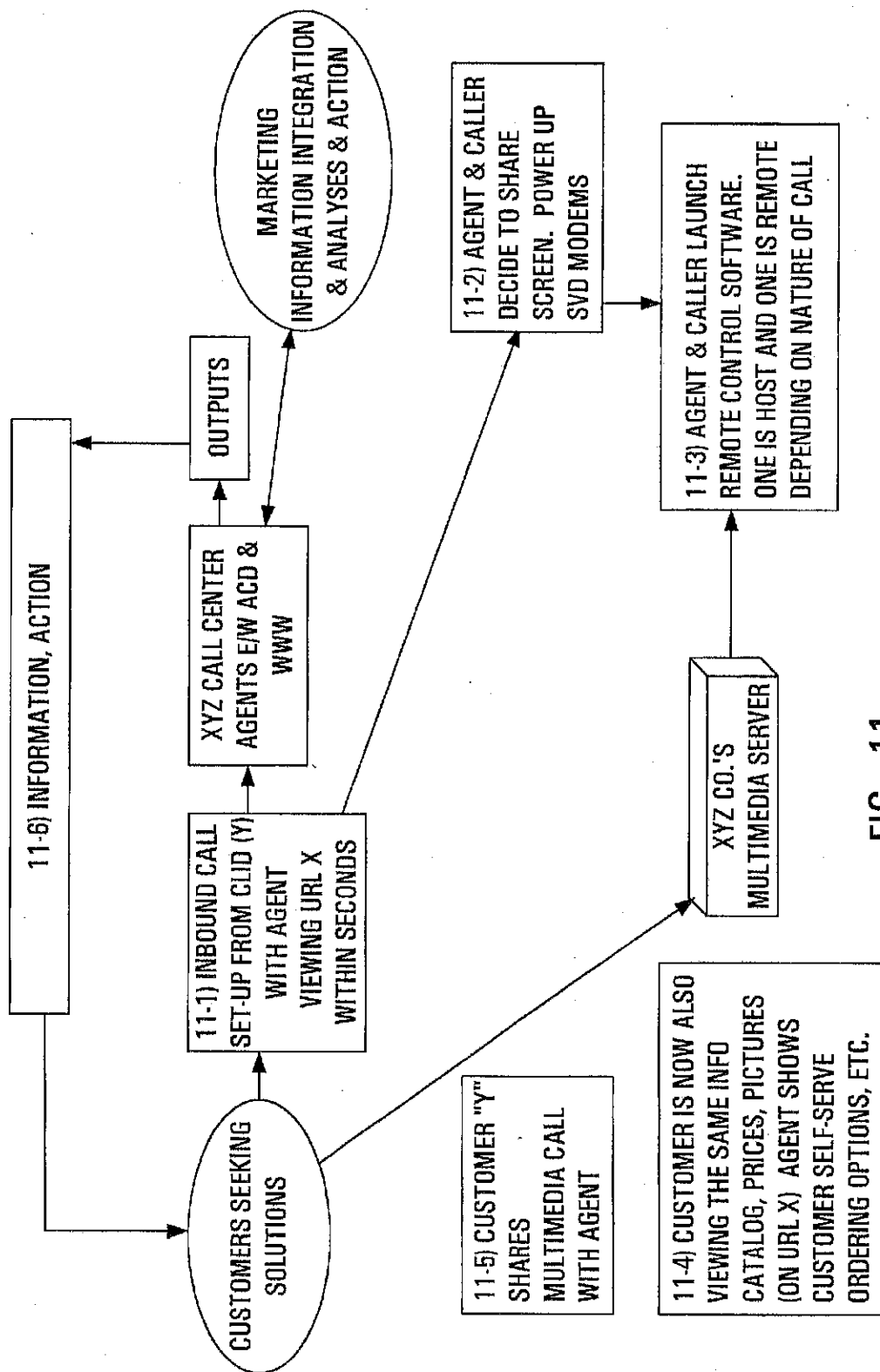


FIG. 11

1

METHOD AND SYSTEM FOR COORDINATING DATA AND VOICE COMMUNICATIONS VIA CUSTOMER CONTRACT CHANNEL CHANGING SYSTEM USING VOICE OVER IP

This application is a divisional, of Application Ser. No. 08/532,537, filed Sep. 25, 1995, U.S. Pat. No. 5884032.

FIELD OF THE INVENTION

This invention relates to accessing remote information network services such as those of the WWW (World Wide Web) and particularly, but not exclusively to the manner in which help is enlisted when needed.

BACKGROUND OF THE INVENTION

Some telephone companies (e.g., NBTel, New Brunswick, Canada) have been heavily involved with the development and use of both call centre services and Internet services. More specifically, efforts have been underway to utilize CTI (Computer Telephony Integration) within call centres to improve the productivity and service levels within call centres. CTI uses integration capabilities in various manners to assist telephone users who have access to computer equipment to improve the process of making or receiving phone calls. Call centre technology generally uses both computer equipment and telecommunications equipment with CTI being a key element of productive call centres.

The use of new Internet services such as WWW servers to allow organizations to interact with their customers in a self service mode is also being promoted. These WWW servers utilize hypertext and multimedia content to allow customers to see text, images, etc. associated with products and services. Due to human nature and other factors these customers frequently need human assistance to completely satisfy their needs and would likely jot down an 800 telephone number with a pencil and paper. They would then call the 800 number to gain access (if the 800 zone coverage was appropriate) to an ACD (Automatic Call Distribution) centre belonging to that organization. Under many circumstances today they would then sit frustrated in an ACD queue awaiting the availability of a live agent. Thus, there are at least two disadvantages of current systems. First, the need for the customer to physically record and dial the 800 number is a disincentive to making the call. Secondly, the likelihood of waiting in long ACD queues is also a disincentive to making the call. Once the call is made, the queue may also result in the call being a terminated before successful completion because of the delay experienced.

A recent improvement in the integration of computers and telephones is disclosed in U.S. Pat. No. 5,001,710. A system is disclosed which lets telemarketing agents who are answering calls for multiple campaigns simultaneously, to be set up automatically in their computing environment at the correct campaign based upon the phone number dialed by the customer, and to receive caller related information automatically. However, the user is required to physically dial an 800 number, and likely must wait in an ACD queue. Furthermore, although the agent is set up at the correct campaign, a more accurate initial setup, which for example incorporates the specifics of the customer's queries, is not possible. Finally, this system is not designed for helping users of the Internet.

SUMMARY OF THE INVENTION

It is an object of the invention to provide a means for integrating WWW services with live ACD agents in a manner that mitigates the above mentioned disadvantages.

2

It is another object of the invention to make this process faster and simpler so as to improve the likelihood of a successful connection to a live agent.

The invention provides a method of quickly enabling the changing of customer contact channels under control of the calling customer. A customer contact channel is a specific means of communication between the customer and a sales/service provider. Examples of customer contact channels include verbal phone conversations between customers and human ACD agents of the service/sales organization, IVR (interactive voice response) interactions between customers and IVR servers associated with the service/organization, ADSI (analog display services interface) enhanced IVR interactions between customers and associated servers, and WWW interactions between customers and associated WWW servers. These channels use various communications appliances or terminals such as a regular touch tone telephone, ADSI enhanced telephone (such as Nortel Vista 350), multimedia PC's or multimedia set-top boxes (such as Philips/Zenith/CLI Media Access Terminals) and television sets.

The invention provides a series of methods for integrating WWW services with live ACD agents. These methods include establishment of two-way voice connectivity between a customer and a human ACD agent while sharing common screens of information on a WWW page. This connectivity provides requested "LIVE HELP" when a problem is encountered or when an alternate channel is preferred for various reasons. These methods deploy CTI, IVR and related techniques involving the use of computer software and hardware working in conjunction with telephone systems. The specific methods best suited for an individual customer will depend on a number of factors such as the call centre's telephony architecture, the call centre's computing architecture and organizational philosophy and approaches regarding inbound and outbound calling and customer contact concepts.

IVR allows for automated handling of scripted or routine telephone conversations. The customer, once connected to an IVR system, is verbally provided with information and options by a computer generated or recorded voice. The customer is able to make selections with the telephone keypad. An ADSI (analog display services interface) enhanced IVR system (e.g., NBTel Express or NBTel CallMail) also provides a text screen that allows easier navigation to the user. These are accessed by ADSI capable telephone sets equipped with a screen.

The invention provides methods for integrating and connecting a human ACD agent and a customer who is using the WWW and wishes human assistance. Furthermore, the invention provides a customer in voice conversation with an ACD agent an option to enhance that conversation with shared screens of information (images, text, etc.). The invention is intended to be used by organizations or individuals with WWW servers and ACD agents. The invention was initially developed to illustrate the joint use of two powerful marketing channels (WWW and ACD agents) and that their combination produces an even more powerful channel than either alone. The main features of this invention are the ability to link and integrate customers (who may have obtained product awareness information or directory information via a WWW server) and appropriate ACD agents or individuals to provide supplementary information or assistance.

According to a first broad aspect, the invention provides in a communications system comprising a server on a ic

3

network, means for connecting the server to at least one computer in a remote customer premises, a help channel and a call centre connected to the help channel connectable through the public switched telephone network to a telephone in the customer premises, an apparatus and method for the customer to obtain help in relation to a page from the server displayed by the computer comprising the steps of the customer selecting a remote help option from the page; the customer preparing a help request form comprising the number of the customer's telephone; the system transferring the help request to the call centre; and the call centre setting up a call over the public switched telephone network between the customer telephone and the help channel.

According to a second broad aspect, the invention provides in a communications system comprising a server on a network, means for connecting the server to at least one computer in a remote customer premises, a help channel and a call centre connected to the help channel connectable through the information network to the computer, an apparatus and method for the customer to obtain help in relation to a page from the server displayed by the computer comprising the steps of the customer selecting a remote help option from the page; the customer computer automatically preparing a help request form comprising a network address; the system automatically transferring the help request to the call centre; and the call centre setting up a virtual audio channel on the data network between the channel and the customer computer.

According to a third broad aspect, the invention provides in a communications system comprising a server on a network, means for connecting the server to at least one of either a computer or a set-top box and television in a remote customer premises, a help channel and a call centre connected to the help channel connectable through the public switched telephone network to a telephone in the customer premises, an apparatus method for the customer to obtain help in relation to a page from the server displayed by the computer comprising the steps the customer selecting a remote help option from the page; the customer set-top box or computer signalling a telephone switch to ring the customer's telephone line (with a normal ring or a distinctive ring) in response to the customer selecting the help option; the telephone switch dialing the call centre automatically when the customer picks up the handset; and the call centre transferring the call to the help channel.

According to a fourth broad aspect, the invention provides in a communications system comprising a server on a network, means for connecting the server to at least one computer in a remote customer premises, a help channel and a call centre connected to the help channel connectable through the public switched telephone network to a telephone in the customer premises, an apparatus and method for the customer to obtain help in relation to a page from the server displayed by the computer comprising the steps of the customer selecting a remote help option from the page; the customer computer automatically passing a help phone number listed within the page to communications software running on the customer's computer; and the communications software dialing the help phone number with a modem and line connected to the customer's computer and telephone; whereby a voice connection is established between the customer telephone and the help channel.

According to a fifth broad aspect, the invention provides in a communications system comprising a server on a network, means for connecting the server to at least one computer equipped with an SVD (simultaneous voice data) modem in a remote customer premises, a help channel

4

comprising a live agent workstation equipped with at least one computer equipped with an SVD modem, and a call centre connected to the help channel, an apparatus and method for the customer to obtain help in relation to a page from the server displayed by the computer comprising the steps: establishing a voice connection between a customer telephone and an agent telephone over the PSTN; the agent connecting the agent computer to the server if not already connected; the customer disconnecting the customer computer from the server if connected unless equipped to handle more than one connection; both the customer and ACD agent activating their SVD (Simultaneous Voice Data) Modems (or ISDN units) such that data and voice connections are established where previously only a voice connection existed in such a way that the agent who is already connected to the desired server acts as a host and the caller acts as a remote connected to the agent's host and in communication with the host over the data portion of the connection and the caller is able to view the same pages as the agent, and the agent can provide the caller with assistance by walking the customer through the information from the server, and discuss it over the voice connection.

BRIEF DESCRIPTION OF THE DRAWING

FIG. 1 shows a block diagram of the first embodiment of the invention;

FIG. 2 shows a process flow diagram for the first embodiment of the invention;

FIG. 3 shows a process flow diagram for a variation of the first embodiment of the invention;

FIG. 4 shows a process flow diagram for another variation of the first embodiment of the invention;

FIG. 5 shows a process flow diagram for another variation of the first embodiment of the invention;

FIG. 6 shows a block diagram of the second embodiment of the invention;

FIG. 7 shows a process flow diagram for the second embodiment of the invention;

FIG. 8 shows a block diagram of the third embodiment of the invention;

FIG. 9 shows a process flow diagram for the third embodiment of the invention;

FIG. 10 shows a block diagram of the fourth embodiment of the invention; and

FIG. 11 shows a process flow diagram for the fourth embodiment of the invention.

DESCRIPTION OF THE PREFERRED EMBODIMENTS OF THE INVENTION

In a first preferred embodiment of the invention, illustrated schematically in FIG. 1, a method and apparatus, herein referred to as the Customer Contact Channel Changer, is provided for automatically providing a live telephone connection between a customer using an organization's multimedia services to the organization's ACD agent. Four main components are illustrated, these being the customer premises 2, an ACD agent workstation 12, a call centre 24 and the call centre's multimedia server 28. The multimedia server 28 may be a WWW server 28, and will be referred to herein as such. The call centre's 24 WWW server 28 may actually be located at the call centre, or it could be located remotely. Likewise, the ACD agent workstation 12 may be located in the call centre. Alternatively, the ACD agent workstation may be in locations remote from the call centre such as in an individual agent's home or remote workplace.

5

The components of a customer premises 2 are illustrated in FIG. 1. This includes a PC 4 capable of supporting a graphical WWW HTML (Hypertext Markup Language) browser and supporting generation of a URL (Uniform Resource Locator) of the organization's product and service database, an Internet line 6 (either via LAN or WAN-dial-up via modems), and a telephone 8 connected to the PSTN (public switched telephone network) 9 via a telephone line 10. The URL provides a snapshot indication of where in the hypertext environment of the organization's WWW services the user is at a given time.

Numerous commercial WWW browsers are available to assist in navigation through the Internet and WWW servers. These browsers use HTML and HTTP (Hypertext Transport Protocol). In a typical page received via the Internet from an organization providing information or services on a WWW server, words or key phrases may be underlined or bolded to indicate that more information is available. This is referred to as hypertext. If the user is interested in obtaining this additional information, he can click on the word with a mouse, and the additional information is displayed.

The typical configuration for an agent workstation 12 is also shown in FIG. 1. An agent workstation 12 is equipped with an ACD telephone set 14 from which a variety of calls can be answered, a Personal Computer 18 capable of supporting a graphical WWW/HTML browser, a telephone line 20 and computer communications line 22 for communicating with the call centre 24 and the WWW 28 via a data network 44 comprised of either a LAN (local area network) or via a dedicated or dial-up WAN (Wide Area Network). Typically a plurality of agent workstations 12 would be employed, depending on the volume of business to be handled.

The call centre 24, which handles requests for help from customers after they are received by the WWW server 28, subsequent call back of customers, and live connections with ACD agent workstations 12, is also depicted in FIG. 1. The call centre 24 includes an outbound dialing system 32 capable of setting up a blended inbound/outbound call environment. This outbound dialing system 32 contains a HOTLIST of telephone Numbers of HOT leads (qualified or interested leads) which are to be called as soon as an agent becomes available or at a time preferred by the customer. The call centre 24 also includes an ACD system 34 (on a digital switch—either PBX, centrex or computer based) which makes the actual calls and via line 20 connects the calls from the agent 12 to the customer via the PSTN 9 and line 10. It may also include a CTI server 36, an ACD-MIS (ACD management information system) system 38 connected to the ACD system 34, an IVR server 40, a call centre customer information system 42 and a data network 44 for interconnecting various components of the call centre 24.

The WWW server 28 (complying to HTTP and HTML) is equipped with information pertaining to an organizations products and services, directory information, etc. The server 28 includes an HTTP server 46 connected to an Internet access line 47 for receiving requests for help, and CGI (Common Gateway Interface) programs 48 for communicating with the call centre 24. It may also include a multimedia message management system 50 which will be described in detail below, and a store of numerous text, graphics and multimedia files 52 in various multimedia file formats (such as GIF, JPEG, MPEG, WAV, AUCCX, PDF, POSTSCRIPT). Not shown between the customer's Internet access line 6 and the WWW server's Internet access line 47 is the Internet itself.

A typical session will be described with reference to FIGS. 1 and 2. Process steps are contained in boxes in FIG.

6

2. The session starts when a customer 2 calls via its Internet access line 6 into the WWW server 28 and commences a self-serve session with an organization which subscribes to Customer Contact Channel Changer service (box 2-1). The customer browses through information regarding products and services with the graphical WWW browser. This browsing is often achieved by viewing HTML pages 53 and associated multimedia files 52. There may be on-line help which addresses some questions which may arise. At some point additional details or assistance are needed and the customer chooses a "Live Help" option from within an HTML page (box 2-2). This may be done by using a mouse to click on a "Live Help" button on the screen, or by entering a command at the keyboard. This prompts an additional HTML form 54 to pop up which the customer must fill in (box 2-3). The form 54 asks the caller for the phone number at which they can be reached at that time. The URL which the customer was viewing (prior to selecting help) is automatically filled in to indicate the page from which help was requested, but the customer also has the option of providing a different URL. In one embodiment, the customer also has an option of specifying a preferred time to be called back with the default being to request call back as soon as possible. The customer then sends this completed HTML help request off to the WWW server 28 where it is received by the HTTP server 46 and time-stamped. The request may be sent by either E-mail or TCP/IP (transmission control protocol/Internet protocol) client to server HTTP interaction etc.

At the call centre 24, the help request messages are received and initially processed by the HTTP server 46. The telephone number, time stamp and URL are passed to the outbound preview dialing system 32 in the call centre 24 via the CGI interface 48 and data net 44. Should agents not be available, messages may be sent back via the CGI interface 48 and HTTP server 46 to the customer with anticipated wait time (derived from the ACD-MIS system 38) and call setup and scheduling options may be presented to the customer in conjunction with the multimedia message management system 50 to be described further below. An active time-stamped HOTLIST is maintained to feed the outbound dialing system 32 with numbers to call while also providing the next available agent the URL of where the question arose. The information received from the customer, including a CLID (caller identity) which is the 10 digit customer phone number, and the URL is entered on this HOTLIST (box 2-4). The agent workstation computer 18 is set up to preview the HTML page associated with the caller's URL before or while the outbound call is being made. This allows the agent to be better prepared to answer the question(s) which may arise. The call is then made to the customer automatically without any need for the agent to key any telephone numbers into either their phone 14 or computer 18 (box 2-5). After the customer answers the phone call from the agent, the two parties will be in full voice communication and will be viewing the same multimedia screen which prompted the customers question. The agent can then assist or guide the caller to the solution or answer sought, or can take orders and/or provide technical support (box 2-6).

In a modification of this embodiment, the customer is not required to fill out an HTML page. Upon selection of the "Live Help" option, default values together with the relevant URL are filled in automatically, and the request is immediately sent off.

When it is desired to establish voice communications over the data network rather than the PSTN, instead of sending a telephone number at which the user can be reached, an

HTML form including the user's IP (internet protocol) address and URL is filled in automatically and forwarded to the outbouding system through the same channels as before. The process diagram for this is shown in FIG. 3. The rest of this process is similar to that described above except that the outbound call is placed over the Internet using IP based voice communications packages running on the user's PC enabling voice communications. These use originating and terminating IP addresses to set up virtual (packet based) circuits for use as voice channels for the duration of the call. This assumes that the caller and agent have compatible hardware and software configurations on their PC's.

When the option is provided to the customer of selecting a time preferred for call-back, a more sophisticated message management system is required. For this purpose, the invention provides a method of managing the integration or connection of customers using various services (WWW servers, voice-mail, IVR, e-mail, etc) to an ACD call centre agent. This multimedia message management system 50 will be referred to herein as the "Multimedia Message Manager" (MMM) 50.

A process flow diagram which incorporates the MMM 50 is shown in FIG. 4. This figure is very similar to FIG. 2 with the exception of the addition of the MMM which is connected to the organization's V-mail servers 80 and E-mail servers 81 and the WWW server 28.

The MMM 50 acts as an intermediary between the traditional call centre related systems and the new WWW related server systems. Specifically, it communicates with the call centre ACD-MIS system 38 to get estimated anticipated caller wait times (or other parameters) and passes this information to the caller via the HTTP server 46 and related CGI programs 48. It may be used to allow Web browsing of information sources related to the call centre such as the voice mailbox associated with a call centre agent. Overflow calls may be routed to voice mail. The MMM 50 allows the agent or supervisor to scan large volumes of voice-mail messages, E-mail messages, WWW form request etc. and prioritize and schedule call backs from a combined HOT-LIST.

The MMM 50 acts as a clearing house point to assist in scheduling calls between customers and ACD agents and vice versa. This allows customers who may not be able or willing to converse with an agent at Time T0 to schedule the call for Time T2 which is the customer's preferred time. The HOTLIST is then updated to include both calls which are to be completed as soon as possible and calls which are due to be completed in the very near future. There are many ways in which the HOTLIST may be maintained. Calls requesting immediate call back can be ordered according to the time stamp of when they were received, which will always be in the immediate past. Calls with future time stamps may be appended to the list prior to the arrival of the time indicated by the future time stamp, or alternatively, they can be given priority and placed at the top of the list when the time arrives. The MMM 50 also handles the notification through the E-mail servers 81 of customers of the fact that delays are expected, and is able to provide an indication of when a return call might be expected.

Alternative to connecting a multimedia user to a live agent, with a slight modification of the first embodiment described above the invention can be used to connect a multimedia user (WWW, voice mail, IVR, E-mail) to an IVR call back system, in which help is available on a variety of topics, and in which the user further has the option of being connected to other ADSI enhanced IVR applications such as

home shopping systems. This is illustrated in FIG. 5. This is particularly useful in situations where a portion of the call centre's business may have self service options in different mediums. For example, both IVR self service channels and WWW self service channels might be available, and this aspect of the invention allows a quick change from one medium to the other. By selecting the IVR channel, the customer is connected to the IVR channel in an outbound manner as above.

FIG. 6 illustrates a second embodiment of the invention. While the first embodiment and its modifications described above are directed towards call centres equipped with outbound calling capabilities, in this second embodiment, the call centre is equipped with inbound call processing capabilities, handling calls as they come in from customers. This provides a method for integrating or connecting a customer who has a SAT (screen assisted telephony) capable configuration and wishes to be connected to a live agent 106. The figure is very similar to FIG. 1, but with much of the detail of the call centre and WWW server removed. There are again four main components illustrated, one of these being the customer premises 100 equipped with a telephone (or a screen assisted telephone set) 110 and line 107, a set-top box (a special purpose computing device which allow access to network services through the television set with user input being achieved through the television remote control) and TV 108 or PC 111, and a CTI/SCAI (switch to computer application interface) enabled line 107. The other main components include the multimedia or WWW server 102, call centre 104 and an agent workstation 106 equipped with a computer 112 and a telephone 114, or a screen assisted telephone. Also shown is the PSTN 116, a broadband multimedia data network 117 and a SAT server 109.

The interconnections between the customer premises 100, WWW server 102, call centre 104, agent workstation 106 and PSTN 116 are the similar to before with the exception that all customer PC connections are via a broadband data network 117, and the customer telephone 110 connection is implemented with a line 107 to the PSTN 116 and a subsequent connection to the broadband data network 117.

The process followed in the second embodiment will be described with reference to FIGS. 6 and 7. The box numbers refer to boxes shown in FIG. 7. Initially, the customer makes a "multimedia call" in order to be connected to XYZ's multimedia server 102 and to run a multimedia application on the set-top box/TV 108 or PC 111 (box 7-1). The user selects on the set-top box remote or the PC mouse a "MAKE CALL" feature from within the multimedia application (box 7-2). This selection initiates a series of steps to set up a call to either an ACD group or an individual. The request first signals through the broadband multimedia data net 117 to a PSTN telephone switch 116 specially equipped with CTI techniques (such as SCAI) to ring the customer's line 107 (with a distinctive ring similar to ring-again) prompting the customer to pick up the handset (box 7-3). The PSTN based switch 116, having sensed that the customer has indeed picked up the set, then dials the destination party automatically, which in this case is the call centre 104, where an ACD system distributes the call to an ACD agent workstation 106 (box 7-4).

When an ACD agent answers the call, the customer's URL and/or CLID are forwarded so that a customer relevant screen is appearing on the agent's PC or terminal 114 at the same time (box 7-5).

The customer relevant screen is set up on the agent's screen via one of several known CTI techniques. These

include first party call control techniques and third party call control techniques. First party call control techniques use various CLID (Calling Line Identification—not shown) boxes and associated screen-pop software. The CLID is transmitted over the telephone line and the CLID box detects this and passes it to the agent's PC over a serial RS232 communications port. The CLID box may be integrated as a part of the telephone, or it may be a standalone unit connected to the telephone line together with the telephone. Screen-pop software takes the telephone numbers provided by the CLID box and looks up the corresponding customer records in a database, and displays them on the screen. Alternatively, using third party call control techniques, the digital switch has a shared data circuit to a "Third Party" CTI server which understands a common protocol such as SCAI. This server then associates various calls with various agents and delivers CLID and/or customer relevant data to the agents workstation as the phone is ringing.

Under either of the scenarios described above for transmitting the CLID, the URL information is transmitted in one of two ways. Firstly, upon answering the call and viewing the customer relevant data simultaneously (obtained by looking up the CLID in a customer database), the agent greets the caller and the caller verbally mentions the associated product or subject matter area which causes the agent to hot key to the relevant or related HTML page. A more sophisticated alternative to this is for the WWW server to sense all users querying it in real time (i.e. which URL's are being read and from which IP addresses or E-mail addresses) and then do a look-up into its database to determine corresponding CLID's. As calls from CLID's come in, the database can correlate the associated caller and URL.

Should all agents be busy, an IVR system can be used to provide additional information options to the customer while an agent becomes available. This method does not avoid ACD queues, but does make placing the call easier. In addition, the use of the URL and/or CLID makes the provision of help by the agent more efficient. As in the first embodiment, the agent is now in a position to help the customer with the WWW server or other multimedia application with which they require assistance (box 7-6).

As in the first embodiment, instead attempting to put the call through to a live agent, the call can be automatically connected to an IVR system. Screen-based telephony and associated SAT telephone switches may be employed in this case, allowing the customer to interact with an ADSI enhanced IVR system.

FIG. 8 illustrates a third embodiment of the invention which is quite similar to that shown in FIG. 6, with the exception of the configuration at the customer premises. Again, an inbound call processing capability is required at the call centre, as in the second embodiment. This embodiment provides a method for integrating or connecting a customer 100 who has a telephone 120, a PC 124 with DDE (dynamic data exchange) capabilities and two modems 122, 126 and lines 127, 128 and wishes to be connected to a live agent 104. DDE allows data to be passed dynamically between different applications running on the PC. In this embodiment, the PC 124 is equipped with communications software and modems 122, 126 able to place the call between the customer's telephone 120 and the ACD agent itself, automatically, instead of requiring the telephone switch to set up the call as in FIG. 6.

FIG. 9 shows a process diagram showing the steps which occur when this method is used. Initially, the customer makes a multimedia call to connect to company XYZ's

multimedia server (box 9-1). The customer then selects the "MAKE CALL" or "HELP" button which may appear on an HTML page (box 9-2). The customer request initiates a PC based DDE whereby the telephone number in the HTML page to be called is passed dynamically to another PC based communications software package where an outbound call is dialed over a regular modem 122 and line 127 (boxes 9-3 and 9-4). When an ACD agent answers, a voice connection between the customer's telephone 120 and the ACD agent's telephone 112 is completed, and a customer relevant screen is appearing on the agent's PC 114 or terminal at the same time (box 9-5) based on incoming CLID and using first party or third party CTI techniques as described previously.

As before, an IVR connection could be established instead of using live agents, and screen assisted telephones and associated servers could be employed to enhance this type of connection.

FIG. 10 illustrates a fourth embodiment of the invention in which a method and apparatus is provided for integrating WWW information from a caller who is already talking to a live ACD agent. In this embodiment either an inbound call processing capability or an outbound call processing capability is required at the call centre.

The customer site 210 is equipped with a computer 212 and a telephone 214 both connected to a SVD (simultaneous voice data) modem 216 with external connections 218 to the PSTN 219 which may be analog, or ISDN (integrated services digital network) format. SVD modems allow both voice and data to be transmitted over the same standard telephone line at the same time.

The agent site 220 is similarly equipped with a computer 222, telephone 224 and SVD 226 and connections to the PSTN 219. It is also connected to a digital switch 230 with ACD functionality for distributing calls to various agents. The agent's computer 222 is also connected to a WWW server 232 and may be connected to a multimedia message management system 234.

The process flow diagram for this embodiment is shown in FIG. 11. The customer has been previously connected to an ACD agent either according to the traditional method wherein the customer physically dials an 800 number, or according to one of the methods described above (box 11-1). This includes all of the inbound and outbound call set-up methods and associated hardware described in the first three embodiment and their variants, although it is assumed that a live agent exists, and not an IVR system. Both parties are conversing and desire to be viewing identical screens of information simultaneously, and so decide to go into collaborative mode (box 11-2). This may be due to the fact that simple verbal explanations are insufficient to solve the caller's problems. If the calling party is not yet WWW connected, the two parties activate their SVD Modems 216, 226 (or ISDN units) and activate their remote control software packages (box 11-3). This sets up a data connection over the same telephone line as they were previously using for voice. Then voice and data can be transmitted over the same telephone line. The agent who is already connected to the desired WWW server 132 acts as HOST and the caller acts as a REMOTE allowing the caller to view the same WWW pages (or other Information Systems) as the agent (box 11-4). The agent can then walk the customer through information and supplement it verbally, thereby sharing a multimedia call with the customer (box 11-5). Screens appearing on the agents computer appear on the customer's computer, as what the customer sees is an exact duplicate of what the agent sees. This may result in immediate sales and

service or assist in further sales and service. The next time the caller, having become more comfortable and familiar with the system, may opt to use the self serve channel with no human assistance for increased likelihood of repeat business. The above combining of ACD, SVD and WWW building blocks allows collaborative screen sharing between customers and ACD agents. In addition, agent integration via the MMM 234 allows increased agent productivity.

If the caller is already logged onto the WWW server, he must disconnect before being able to go into collaborative mode, unless he is equipped to handle two connections at once.

In order to implement this embodiment, several configuration (hardware and software) modifications to existing ACD setups would be required. Most current PC's will not successfully support high speed (14.4 KBPS) communications on their serial ports due to the older UART (Universal Asynchronous Receiver Transmitter) chips. Communications with these units is error prone and unreliable. PC's need a smarter faster UART to make this configuration reliable. These are supplied by installing high speed serial input/output boards in the ISA (Industry Standard Architecture) slots on the motherboard of the PC. Software reconfiguration is required to disable the lower speed communications ports. An alternative here it to use new simultaneous voice and data modem technology which utilizes the parallel port of the PC which (for most PC's) currently supports speeds equal to or greater than 28.8 KBPS.

At the agent end, the type of line choice (2500-type analog ACD line or digital ACD line) must be made and depending on this additional hardware and software is required. If a digital ACD line is used, a hardware adaptor is required to convert the digital signaling which may be proprietary in nature into signals recognized by analog based SVD modems. Also, these adaptor units must be modified to handle high speed (14.4 KBPS) data transmission. If 2500-type analog lines are used, software is required on the PC to allow easy access and use of sophisticated feature activation codes. The line choice here depends largely on which features the call centre agent would be using.

We claim:

1. In communications systems comprising a server connected to the Internet-, customer premises equipment in a remote customer premise comprising a customer computer connectable to the Internet and having a customer IP address, a call center having a plurality of help agent computers connected to the Internet, a method for the customer to obtain help in relation to a WWW page having a URL (universal resource locator) from the server displayed by the customer computer comprising the steps:

- a) the customer selecting a remote help option from the page;
- b) the customer computer automatically preparing a help request form comprising the customer IP address;
- c) the system automatically transferring the help request to the call center; and
- d) the call center setting up a virtual audio channel on the Internet between one of said help agent computers and the customer computer using IP based voice communications.

2. The method according to claim 1 wherein the request form further comprises a field for filling in a customer preferred time for call-back and wherein the call center further comprises means for recording the help request forms and associated preferred call-back times, and is adapted to place calls at specified times according to the times in the recorded requests.

3. The method according to claim 1 wherein the means for transferring the request to the call center is one of TCP/IP HTTP or E-mail.

4. The method according to claim 1 further comprising the step of the call center sending a message back to the customer with an anticipated wait time when no help agent is available for immediate help.

5. The method according to claim 1, wherein said one of said help agent computers is also provided with customer relevant information.

6. The method according to claim 1 in which said agent computer is further provided with a URL indicating from which page the customer has requested help and with which the agent computer can be set up at the same page.

7. A method according to claim 1 further comprising: providing for the selection between a plurality of contact channels.

8. A method according to claim 7 wherein the plurality of contact channels include voice over IP and PSTN channels.

9. An automated call distribution system comprising a server and a call center, the server being for providing network service to a customer terminal, the server comprising one or more pages downloadable to the customer terminal operable to provide a remote help option selectable by a user of the customer terminal, and upon selection of the remote help option, send a help request to the call center identifying a contact channel through which the user of the customer terminal can be reached;

the call center comprising means operable to receive the help request and to contact the user of the customer terminal using the contact channel identified in the help request.

10. An automated call distribution system according to claim 9 wherein said means operable to receive the help request and contact the user of the customer terminal using the contact channel identified in the help request comprises a live agent workstation.

11. An automated call distribution system according to claim 9 wherein said means operable to receive the help request and contact the user of the customer terminal using the contact channel identified in the help request comprises an IVR callback system.

12. An automated call distribution system according to claim 9 wherein:

the server is operable to receive an identification of a web page the user is visiting and to provide this to the call center;

the call center is operable to set up the live agent workstation to the web page the user is visiting.

13. An inbound call processing system for processing calls from customer premises equipment comprising a telephone with a telephone line, and a network access device connected with a CTI enabled line, the inbound call processing system comprising:

a multimedia server, a call center;

at least one an agent workstation;

a CTI enabled switch;

a broad band multimedia data network wherein customer network access devices are connectable to the multimedia server are over the broadband data network to run a multimedia application provided by the server, and the customer telephone connections are over the PSTN and a subsequent connection to the broadband data network;

the multimedia application comprising a make call option which when selected initiates a series of steps to set up a call to an ACID system by signaling to the CTI enabled switch to ring the customer's telephone line

13

prompting the customer to pick up the handset, and upon sensing that the customer has indeed picked up the set, then dials the call center automatically, where an ACD system distributes the call to an ACD agent workstation.

14. The inbound call processing system of claim 13 wherein I the CTI enabled switch is SCAI (switch to computer application interface) or other third party call control enabled.

15. The inbound call processing system of claim 13 10 comprising:

14

in each agent workstation, a calling line ID system for identifying a telephone number of an inbound call; a customer information database queriable on the basis of the telephone number for information related to a customer which is then made available to the agent.

16. The inbound call processing system of claim 15 further comprising screen pop-up software in the agent workstation which presents said customer information.

* * * * *

EXHIBIT B



US00668286B2

(12) **United States Patent**
Bateman et al.

(10) Patent No.: **US 6,668,286 B2**
(45) Date of Patent: ***Dec. 23, 2003**

(54) **METHOD AND SYSTEM FOR
COORDINATING DATA AND VOICE
COMMUNICATIONS VIA CUSTOMER
CONTACT CHANNEL CHANGING SYSTEM
OVER IP**

(75) Inventors: **Thomas Howard Bateman**, Saint John
(CA); **Bruce Edward Kierstead**, Saint
John (CA); **William Alexander**
(Sandy) **Noble**, Saint John (CA);
Timothy Lee Curry, Gondola PT.
(CA); **John Alan Lockett**, Saint John
(CA); **Laurie Edward Mersereau**,
Westfield (CA); **Robert James**
Ouellette, Saint John (CA)

(73) Assignee: **Innovatia, Inc.**, St. Johns (CA)

(*) Notice: Subject to any disclaimer, the term of this
patent is extended or adjusted under 35
U.S.C. 154(b) by 0 days.

This patent is subject to a terminal dis-
claimer.

(21) Appl. No.: **09/950,801**

(22) Filed: **Sep. 13, 2001**

(65) **Prior Publication Data**

US 2002/0032809 A1 Mar. 14, 2002

Related U.S. Application Data

(60) Continuation of application No. 09/239,701, filed on Jan. 28,
1999, now Pat. No. 6,311,231, which is a division of
application No. 08/532,537, filed on Sep. 25, 1995, now Pat.
No. 5,884,032.

(51) Int. Cl.⁷ **G06F 13/10; G06F 13/14**

(52) U.S. Cl. **710/6; 710/36; 710/39;**
709/203; 379/265.09; 379/265.02; 379/210.01

(58) Field of Search **710/36, 39, 6;**
709/203; 379/265.09, 210.01, 265.02

(56) References Cited

U.S. PATENT DOCUMENTS

4,789,962 A	12/1988	Berry et al.	364/900
4,969,185 A	11/1990	Dorst et al.	379/209
5,001,710 A	3/1991	Gawrys et al.	370/110.1
5,155,806 A	10/1992	Hoerber et al.	395/157
5,157,768 A	10/1992	Hoerber et al.	395/157
5,175,812 A	12/1992	Krieger	395/156
5,361,361 A	11/1994	Hickman et al.	395/700
5,384,771 A	1/1995	Isidoro et al.	370/58.2
5,428,608 A	6/1995	Freeman et al.	370/60.1
5,444,774 A	8/1995	Friedes	379/266
5,479,487 A	12/1995	Hammond	379/67
5,500,891 A	3/1996	Harrington et al.	379/265
5,535,323 A	7/1996	Miller et al.	395/155
5,557,668 A	9/1996	Brady	379/212
5,563,805 A	10/1996	Arbuckle et al.	364/514
5,619,508 A	4/1997	Davis et al.	370/495
5,694,546 A	12/1997	Reisman	395/200.9
5,706,507 A *	1/1998	Schloss	707/104.1
5,884,032 A	3/1999	Bateman et al.	395/200.34

* cited by examiner

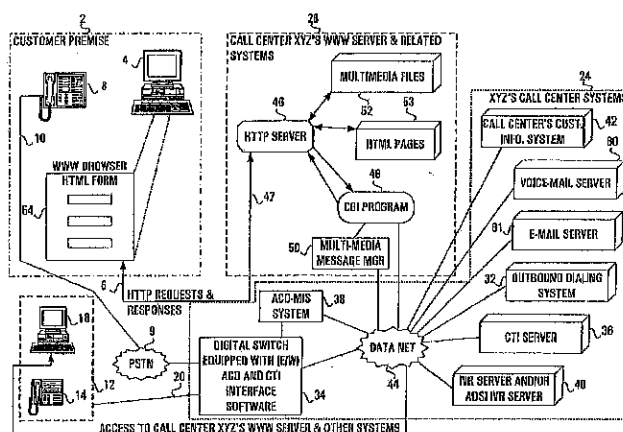
Primary Examiner—Rehana Perveen

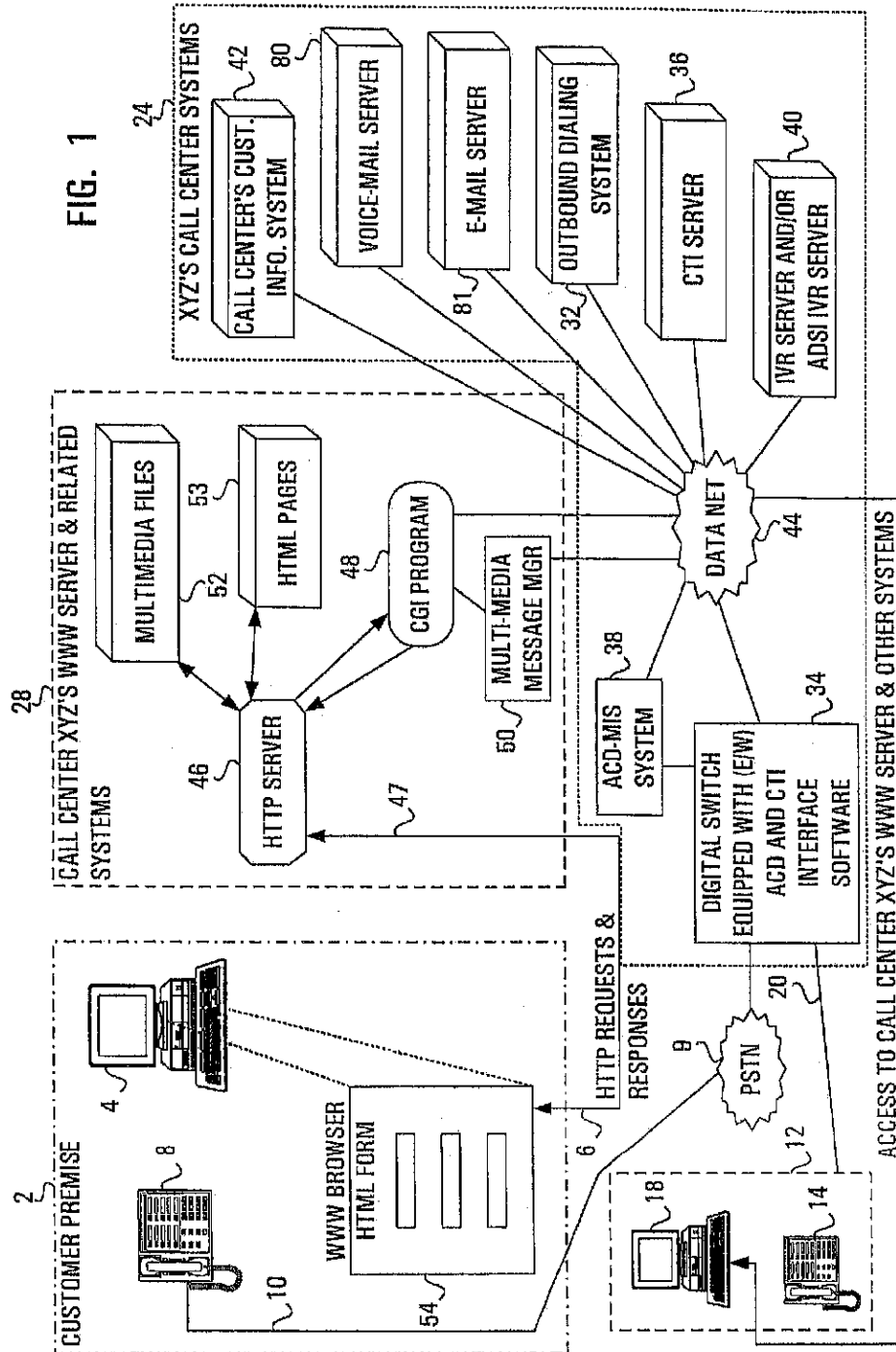
(74) Attorney, Agent, or Firm—Burns, Doane, Swecker &
Mathis, L.L.P.

(57) ABSTRACT

This invention (The Customer Contact Channel Changer) enables the integration of different Customer Contact Channels such as live call center ACD (Automatic Call Distribution) agents, ADSI (Analog Display Services Interface) enhanced IVR (Interactive Voice Response) systems and WWW (World Wide Web) servers. The world wide web servers are used to allow customers with computer equipment to access information from an organizations databases in a self service mode. Frequently these customers have questions best answered by human ACD agents. With this invention the connection between the customer with the question and the agent with the answer is done quickly and efficiently with both parties sharing screens of common information. Also control is retained by the customer to make the call happen when they want it.

29 Claims, 11 Drawing Sheets





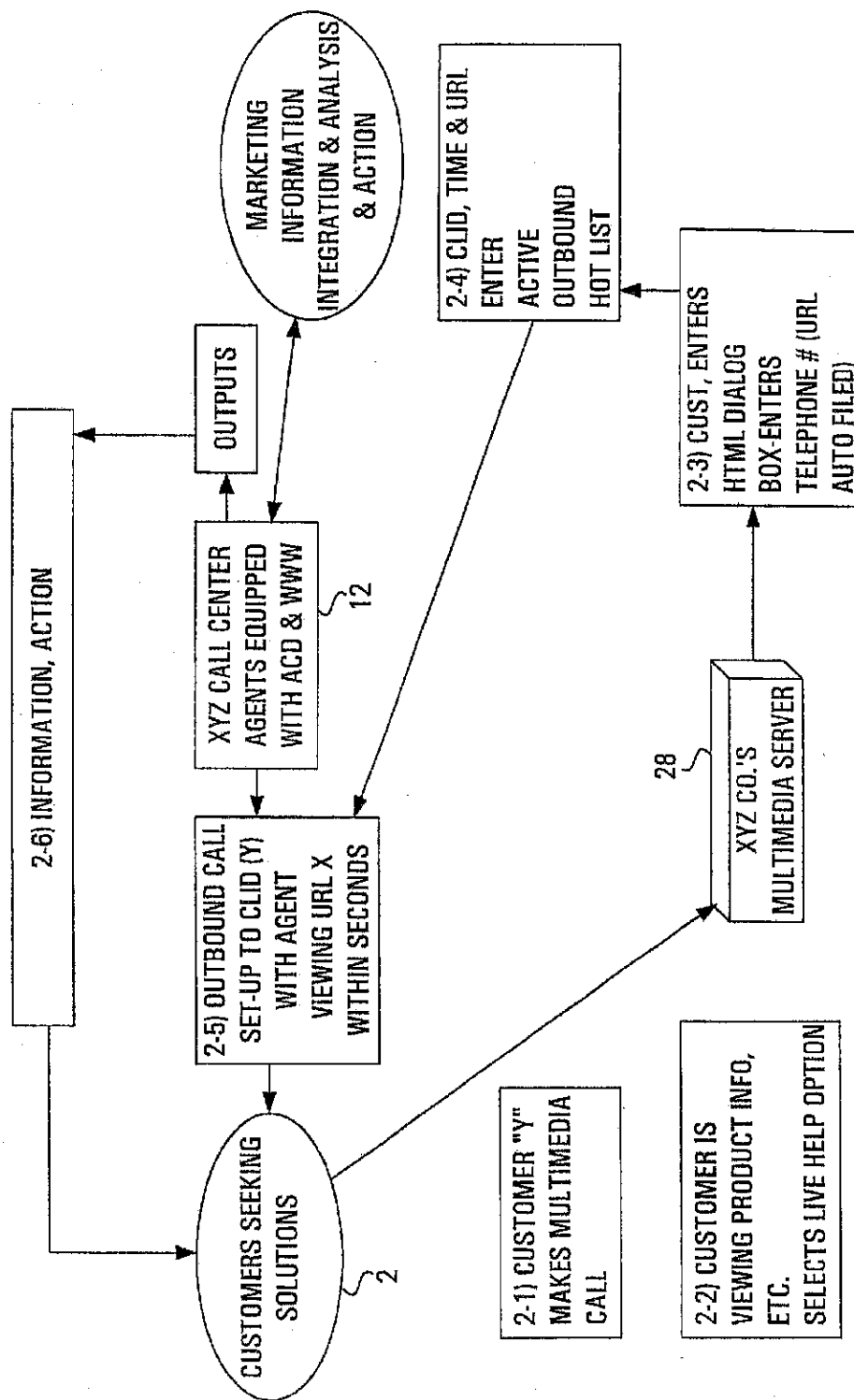


FIG. 2

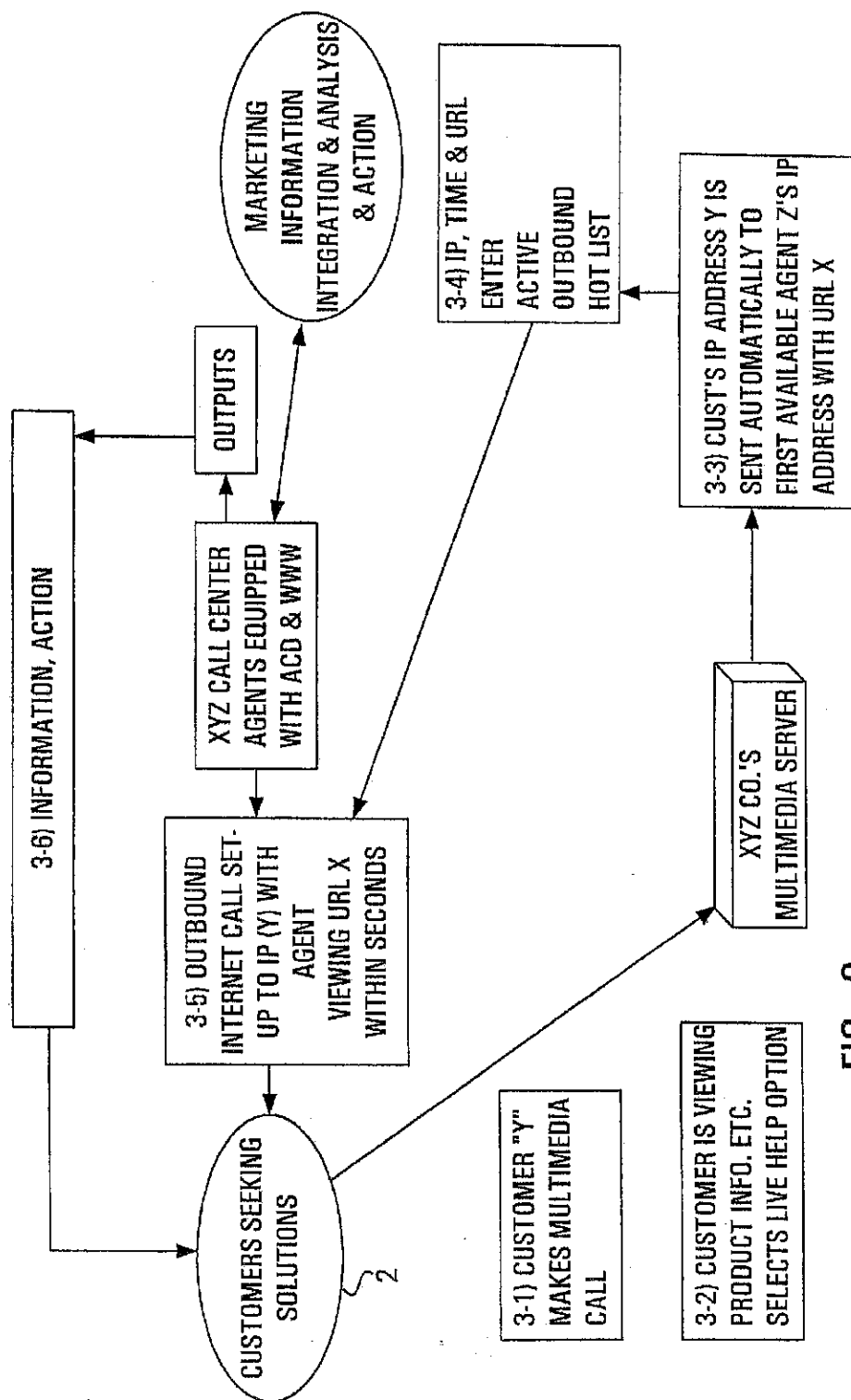
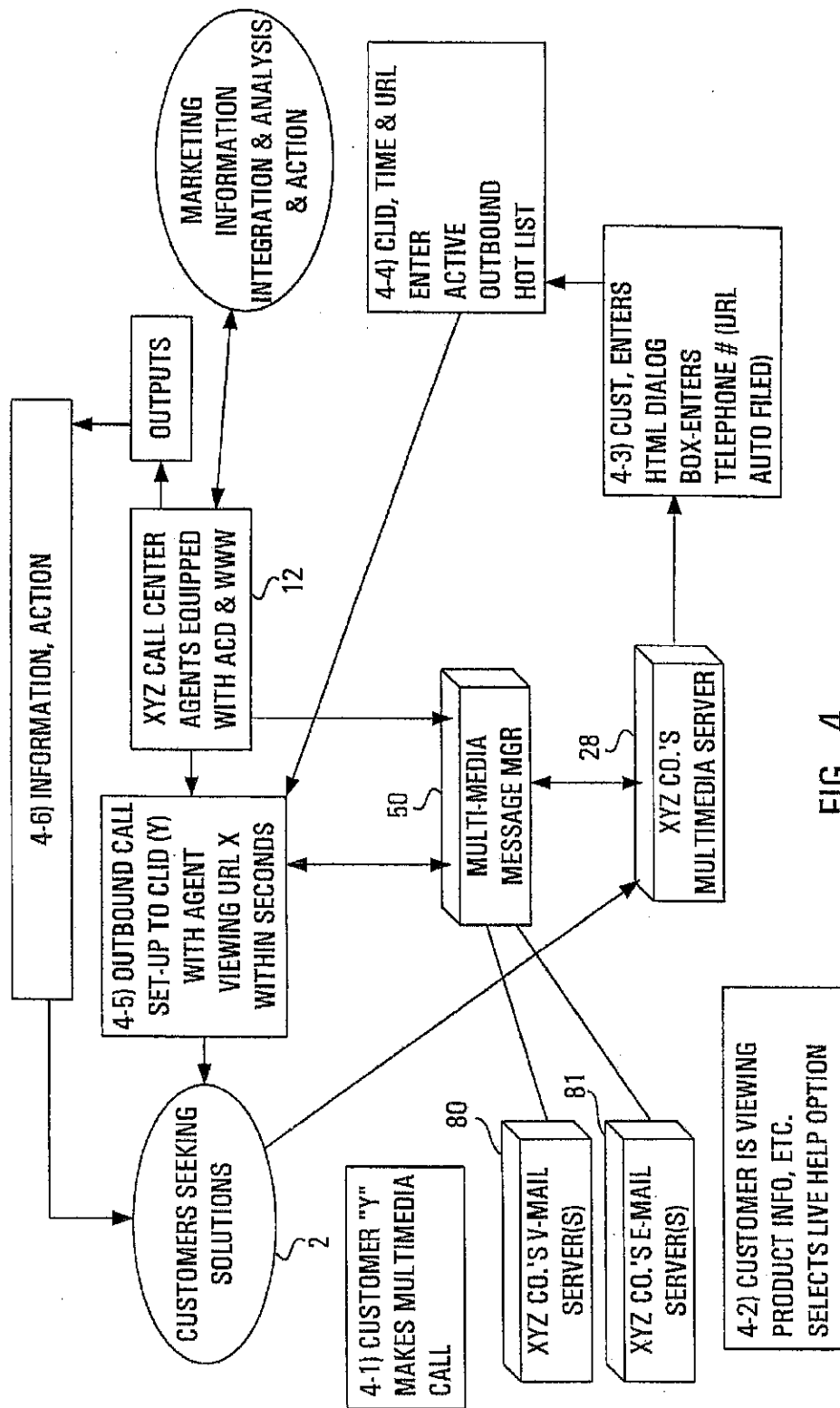
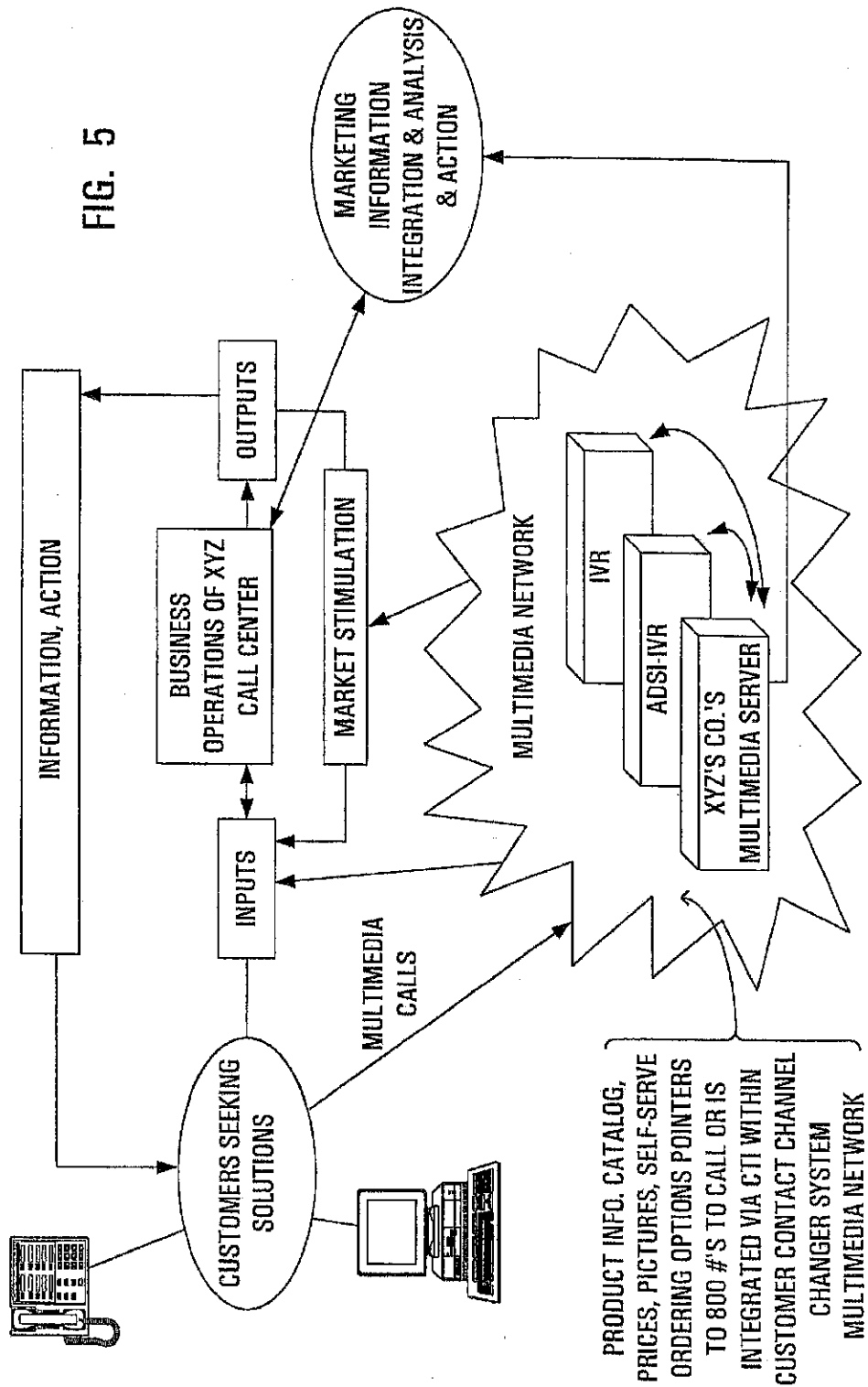


FIG. 3





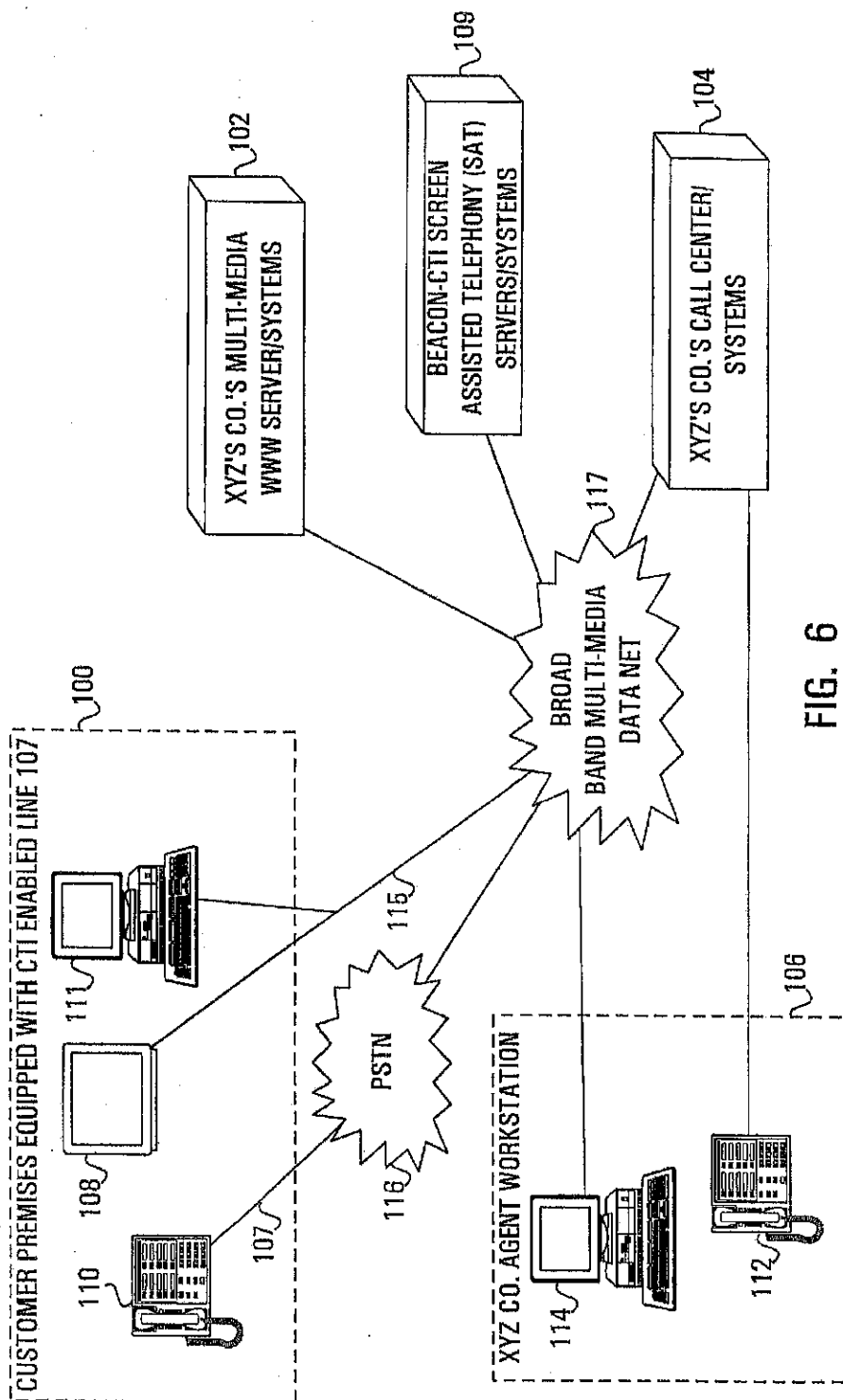


FIG. 6

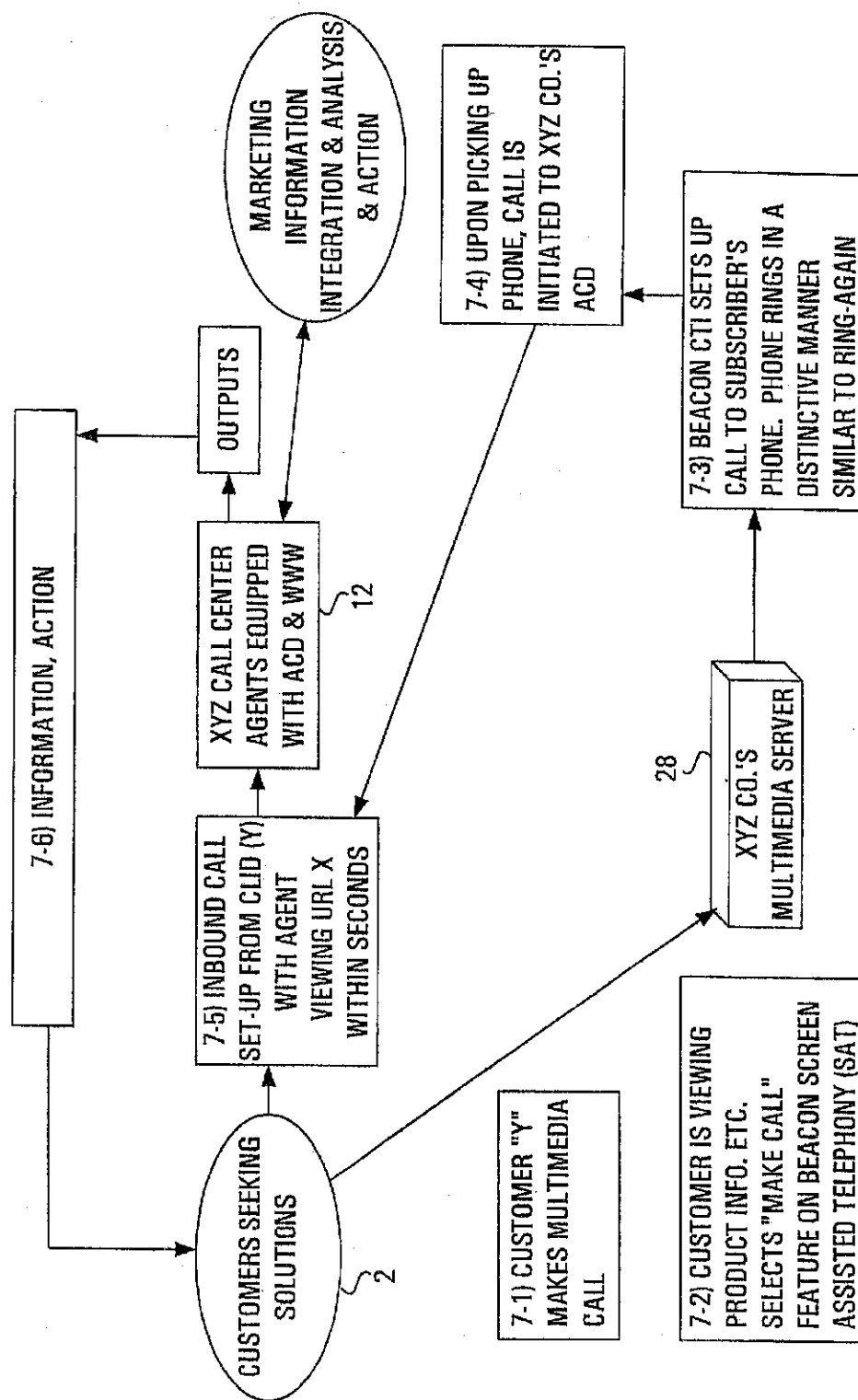


FIG. 7

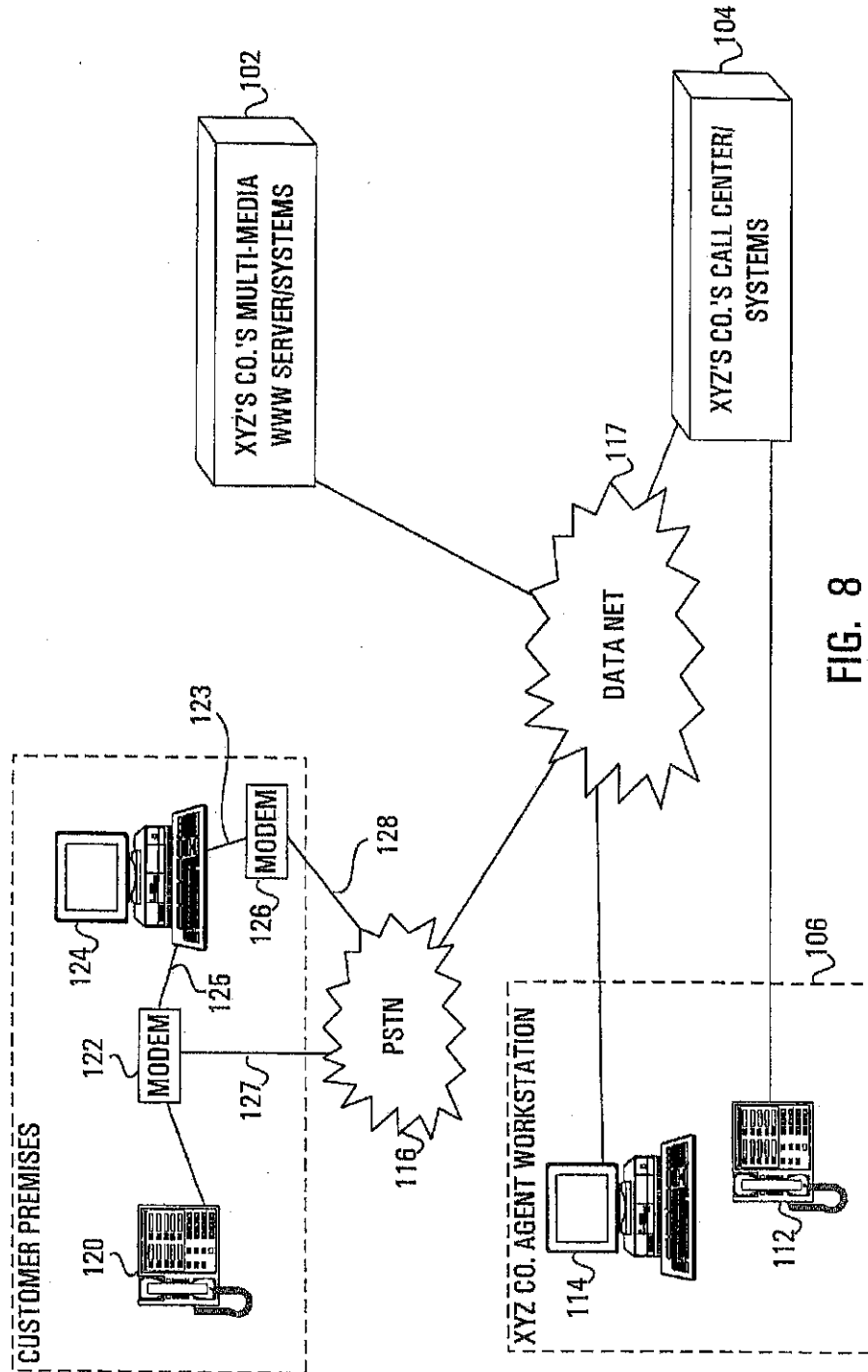


FIG. 8

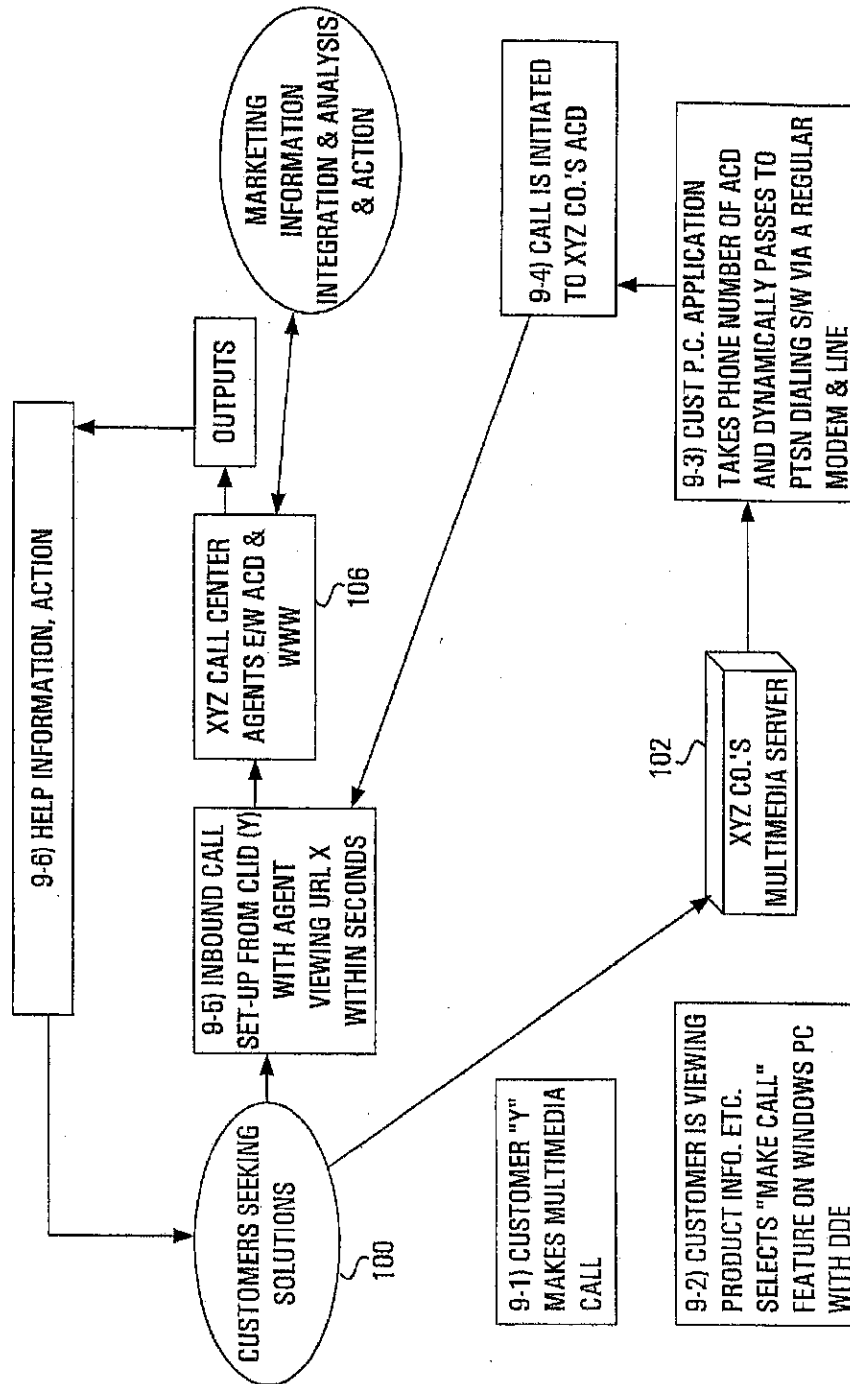
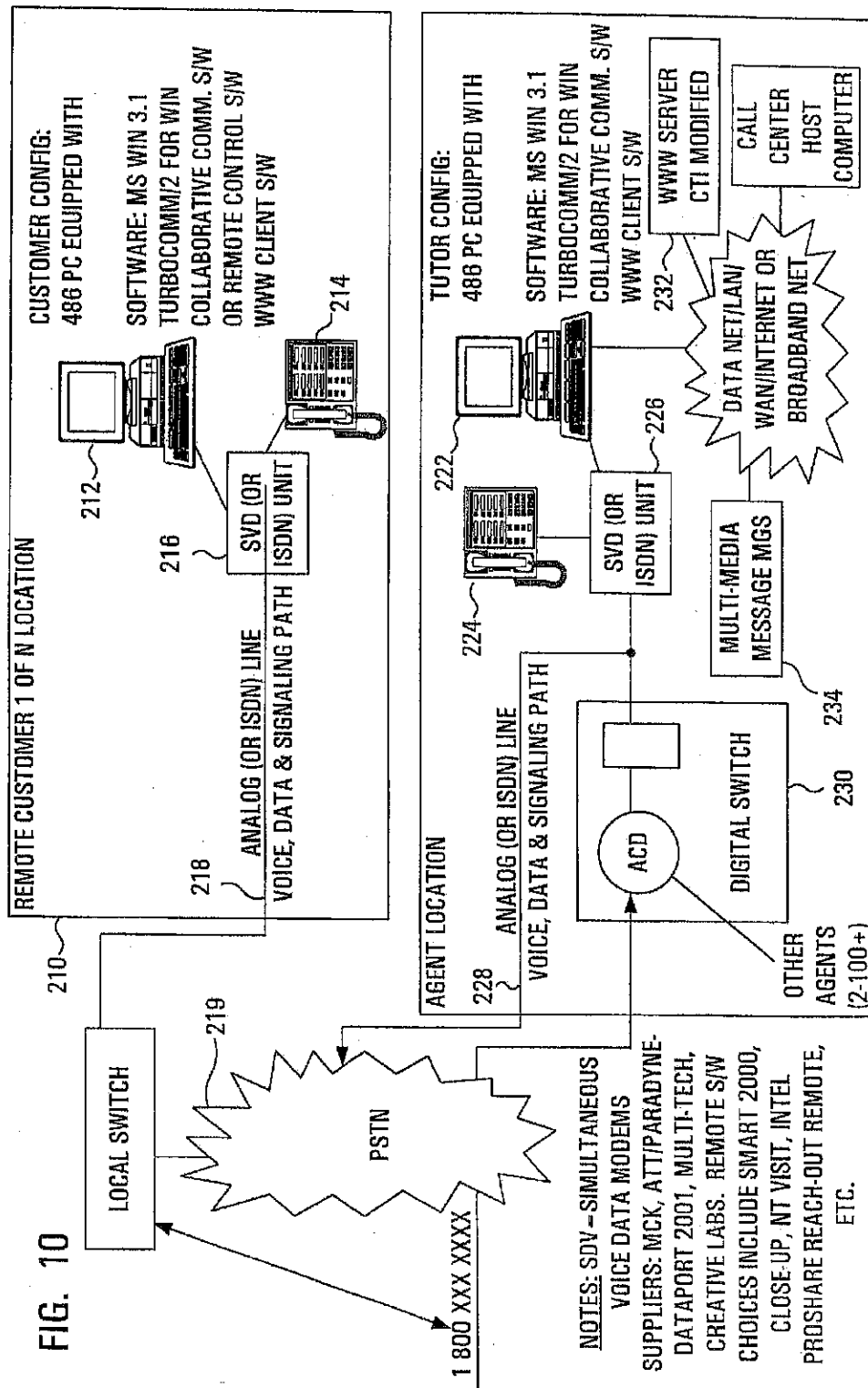


FIG. 9



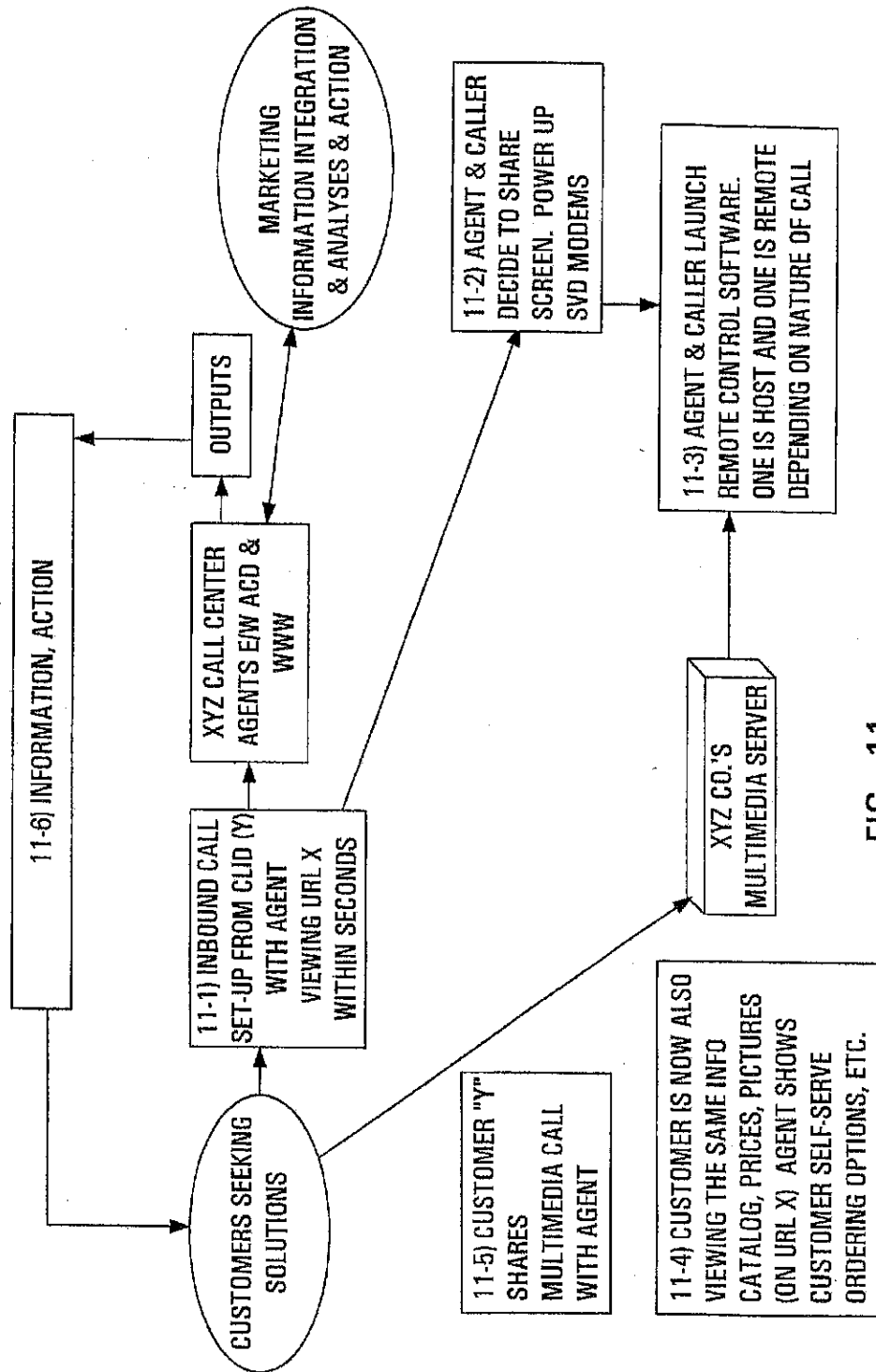


FIG. 11

METHOD AND SYSTEM FOR COORDINATING DATA AND VOICE COMMUNICATIONS VIA CUSTOMER CONTACT CHANNEL CHANGING SYSTEM OVER IP

This application is a continuation of U.S. application Ser. No. 09/239,701, filed on Jan. 28, 1999, now U.S. Pat. No. 6,311,231, which was a divisional of Ser. No. 08/532,537, filed on Sep. 25, 1995, now U.S. Pat. No. 5,884,032, issued on Mar. 16, 1999.

FIELD OF THE INVENTION

This invention relates to accessing remote information network services such as those of the WWW (World Wide Web) and particularly, but not exclusively to the manner in which help is enlisted when needed.

BACKGROUND OF THE INVENTION

Some telephone companies (e.g., NBTel, New Brunswick, Canada) have been heavily involved with the development and use of both call centre services and Internet services. More specifically, efforts have been underway to utilize CTI (Computer Telephony Integration) within call centres to improve the productivity and service levels within call centres. CTI uses integration capabilities in various manners to assist telephone users who have access to computer equipment to improve the process of making or receiving phone calls. Call centre technology generally uses both computer equipment and telecommunications equipment with CTI being a key element of productive call centres.

The use of new Internet services such as WWW servers to allow organizations to interact with their customers in a self service mode is also being promoted. These WWW servers utilize hypertext and multimedia content to allow customers to see text, images, etc. associated with products and services. Due to human nature and other factors these customers frequently need human assistance to completely satisfy their needs and would likely jot down an 800 telephone number with a pencil and paper. They would then call the 800 number to gain access (if the 800 zone coverage was appropriate) to an ACD (Automatic Call Distribution) centre belonging to that organization. Under many circumstances today they would then sit frustrated in an ACD queue awaiting the availability of a live agent. Thus, there are at least two disadvantages of current systems. First, the need for the customer to physically record and dial the 800 number is a disincentive to making the call. Secondly, the likelihood of waiting in long ACD queues is also a disincentive to making the call. Once the call is made, the queue may also result in the call being terminated before successful completion because of the delay experienced.

A recent improvement in the integration of computers and telephones is disclosed in U.S. Pat. No. 5,001,710. A system is disclosed which lets telemarketing agents who are answering calls for multiple campaigns simultaneously, to be set up automatically in their computing environment at the correct campaign based upon the phone number dialed by the customer, and to receive caller related information automatically. However, the user is required to physically dial an 800 number, and likely must wait in an ACD queue. Furthermore, although the agent is set up at the correct campaign, a more accurate initial setup, which for example incorporates the specifics of the customer's queries, is not possible. Finally, this system is not designed for helping users of the Internet.

SUMMARY OF THE INVENTION

It is an object of the invention to provide a means for integrating WWW services with live ACD agents in a manner that mitigates the above mentioned disadvantages.

It is another object of the invention to make this process faster and simpler so as to improve the likelihood of a successful connection to a live agent.

The invention provides a method of quickly enabling the changing of customer contact channels under control of the calling customer. A customer contact channel is a specific means of communication between the customer and a sales/service provider. Examples of customer contact channels include verbal phone conversations between customers and human ACD agents of the service/sales organization, IVR (interactive voice response) interactions between customers and IVR servers associated with the service/organization, ADSI (analog display services interface) enhanced IVR interactions between customers and associated servers, and WWW interactions between customers and associated WWW servers. These channels use various communications appliances or terminals such as a regular touch tone telephone, ADSI enhanced telephone (such as Nortel Vista 350), multimedia PC's or multimedia set-top boxes (such as Philips/Zenith/CLI Media Access Terminals) and television sets.

The invention provides a series of methods for integrating WWW services with live ACD agents. These methods include establishment of two-way voice connectivity between a customer and a human ACD agent while sharing common screens of information on a WWW page. This connectivity provides requested "LIVE HELP" when a problem is encountered or when an alternate channel is preferred for various reasons. These methods deploy CTI, IVR and related techniques involving the use of computer software and hardware working in conjunction with telephone systems. The specific methods best suited for an individual customer will depend on a number of factors such as the call centre's telephony architecture, the call centre's computing architecture and organizational philosophy and approaches regarding inbound and outbound calling and customer contact concepts.

IVR allows for automated handling of scripted or routine telephone conversations. The customer, once connected to an IVR system, is verbally provided with information and options by a computer generated or recorded voice. The customer is able to make selections with the telephone keypad. An ADSI (analog display services interface) enhanced IVR system (e.g., NBTel Express or NBTel CallMall) also provides a text screen that allows easier navigation to the user. These are accessed by ADSI capable telephone sets equipped with a screen.

The invention provides methods for integrating and connecting a human ACD agent and a customer who is using the WWW and wishes human assistance. Furthermore, the invention provides a customer in voice conversation with an ACD agent an option to enhance that conversation with shared screens of information (images, text, etc.). The invention is intended to be used by organizations or individuals with WWW servers and ACD agents. The invention was initially developed to illustrate the joint use of two powerful marketing channels (WWW and ACD agents) and that their combination produces an even more powerful channel than either alone. The main features of this invention are the ability to link and integrate customers (who may have obtained product awareness information or directory information via a WWW server) and appropriate ACD agents or individuals to provide supplementary information or assistance.

3

According to a first broad aspect, the invention provides in a communications system comprising a server on a network, means for connecting the server to at least one computer in a remote customer premises, a help channel and a call centre connected to the help channel connectable through the public switched telephone network to a telephone in the customer premises, an apparatus and method for the customer to obtain help in relation to a page from the server displayed by the computer comprising the steps of the customer selecting a remote help option from the page; the customer preparing a help request form comprising the number of the customer's telephone; the system transferring the help request to the call centre; and the call centre setting up a call over the public switched telephone network between the customer telephone and the help channel.

According to a second broad aspect, the invention provides in a communications system comprising a server on a network, means for connecting the server to at least one computer in a remote customer premises, a help channel and a call centre connected to the help channel connectable through the information network to the computer, an apparatus and method for the customer to obtain help in relation to a page from the server displayed by the computer comprising the steps of the customer selecting a remote help option from the page; the customer computer automatically preparing a help request form comprising a network address; the system automatically transferring the help request to the call centre; and the call centre setting up a virtual audio channel on the data network between the channel and the customer computer.

According to a third broad aspect, the invention provides in a communications system comprising a server on a network, means for connecting the server to at least one of either a computer or a set-top box and television in a remote customer premises, a help channel and a call centre connected to the help channel connectable through the public switched telephone network to a telephone in the customer premises, an apparatus method for the customer to obtain help in relation to a page from the server displayed by the computer comprising the steps the customer selecting a remote help option from the page; the customer set-top box or computer signalling a telephone switch to ring the customer's telephone line (with a normal ring or a distinctive ring) in response to the customer selecting the help option; the telephone switch dialing the call centre automatically when the customer picks up the handset; and the call centre transferring the call to the help channel.

According to a fourth broad aspect, the invention provides in a communications system comprising a server on a network, means for connecting the server to at least one computer in a remote customer premises, a help channel and a call centre connected to the help channel connectable through the public switched telephone network to a telephone in the customer premises, an apparatus and method for the customer to obtain help in relation to a page from the server displayed by the computer comprising the steps of the customer selecting a remote help option from the page; the customer computer automatically passing a help phone number listed within the page to communications software running on the customer's computer; and the communications software dialing the help phone number with a modem and line connected to the customer's computer and telephone; whereby a voice connection is established between the customer telephone and the help channel.

According to a fifth broad aspect, the invention provides in a communications system comprising a server on a network, means for connecting the server to at least one

4

computer equipped with an SVD (simultaneous voice data) modem in a remote customer premises, a help channel comprising a live agent workstation equipped with at least one computer equipped with an SVD modem, and a call centre connected to the help channel, an apparatus and method for the customer to obtain help in relation to a page from the server displayed by the computer comprising the steps: establishing a voice connection between a customer telephone and an agent telephone over the PSTN; the agent connecting the agent computer to the server if not already connected; the customer disconnecting the customer computer from the server if connected unless equipped to handle more than one connection; both the customer and ACD agent activating their SVD (Simultaneous Voice Data) Modems (or ISDN units) such that data and voice connections are established where previously only a voice connection existed in such a way that the agent who is already connected to the desired server acts as a host and the caller acts as a remote connected to the agent's host and in communication with the host over the data portion of the connection and the caller is able to view the same pages as the agent, and the agent can provide the caller with assistance by walking the customer through the information from the server, and discuss it over the voice connection.

BRIEF DESCRIPTION OF THE DRAWINGS

FIG. 1 shows a block diagram of the first embodiment of the invention;

FIG. 2 shows a process flow diagram for the first embodiment of the invention;

FIG. 3 shows a process flow diagram for a variation of the first embodiment of the invention;

FIG. 4 shows a process flow diagram for another variation of the first embodiment of the invention;

FIG. 5 shows a process flow diagram for another variation of the first embodiment of the invention;

FIG. 6 shows a block diagram of the second embodiment of the invention;

FIG. 7 shows a process flow diagram for the second embodiment of the invention;

FIG. 8 shows a block diagram of the third embodiment of the invention;

FIG. 9 shows a process flow diagram for the third embodiment of the invention;

FIG. 10 shows a block diagram of the fourth embodiment of the invention; and

FIG. 11 shows a process flow diagram for the fourth embodiment of the invention.

DESCRIPTION OF THE PREFERRED EMBODIMENTS OF THE INVENTION

In a first preferred embodiment of the invention, illustrated schematically in FIG. 1, a method and apparatus, herein referred to as the Customer Contact Channel Changer, is provided for automatically providing a live telephone connection between a customer using an organization's multimedia services to the organization's ACD agent. Four main components are illustrated, these being the customer premises 2, an ACD agent workstation 12, a call centre 24 and the call centre's multimedia server 28. The multimedia server 28 may be a WWW server 28, and will be referred to herein as such. The call centre's 24 WWW server 28 may actually be located at the call centre, or it could be located remotely. Likewise, the ACD agent workstation 12

5

may be located in the call centre. Alternatively, the ACD agent workstation may be in locations remote from the call centre such as in an individual agent's home or remote workplace.

The components of a customer premises 2 are illustrated in FIG. 1. This includes a PC 4 capable of supporting a graphical WWW HTML (Hypertext Markup Language) browser and supporting generation of a URL (Uniform Resource Locator) of the organization's product and service database, an Internet line 6 (either via LAN or WAN-dial-up via modems), and a telephone 8 connected to the PSTN (public switched telephone network) 9 via a telephone line 10. The URL provides a snapshot indication of where in the hypertext environment of the organization's WWW services the user is at a given time.

Numerous commercial WWW browsers are available to assist in navigation through the Internet and WWW servers. These browsers use HTML and HTTP (Hypertext Transport Protocol). In a typical page received via the Internet from an organization providing information or services on a WWW server, words or key phrases may be underlined or bolded to indicate that more information is available. This is referred to as hypertext. If the user is interested in obtaining this additional information, he can click on the word with a mouse, and the additional information is displayed.

The typical configuration for an agent workstation 12 is also shown in FIG. 1. An agent workstation 12 is equipped with an ACD telephone set 14 from which a variety of calls can be answered, a Personal Computer 18 capable of supporting a graphical WWW/HTML browser, a telephone line 20 and computer communications line 22 for communicating with the call centre 24 and the WWW 28 via a data network 44 comprised of either a LAN (local area network) or via a dedicated or dial-up WAN (Wide Area Network). Typically a plurality of agent workstations 12 would be employed, depending on the volume of business to be handled.

The call centre 24, which handles requests for help from customers after they are received by the WWW server 28, subsequent call back of customers, and live connections with ACD agent workstations 12, is also depicted in FIG. 1. The call centre 24 includes an outbound dialing system 32 capable of setting up a blended inbound/outbound call environment. This outbound dialing system 32 contains a HOTLIST of telephone Numbers of HOT leads (qualified or interested leads) which are to be called as soon as an agent becomes available or at a time preferred by the customer. The call centre 24 also includes an ACD system 34 (on a digital switch—either PBX, centrex or computer based) which makes the actual calls and via line 20 connects the calls from the agent 12 to the customer via the PSTN 9 and line 10. It may also include a CTI server 36, an ACD-MIS (ACD management information system) system 38 connected to the ACD system 34, an IVR server 40, a call centre customer information system 42 and a data network 44 for interconnecting various components of the call centre 24.

The WWW server 28 (complying to HTTP and HTML) is equipped with information pertaining to an organizations products and services, directory information, etc. The server 28 includes an HTTP server 46 connected to an Internet access line 47 for receiving requests for help, and CGI (Common Gateway Interface) programs 48 for communicating with the call centre 24. It may also include a multimedia message management system 50 which will be described in detail below, and a store of numerous text, graphics and multimedia files 52 in various multimedia file

6

formats (such as GIF, JPEG, MPEG, WAV, AUPCX, PDF, POSTSCRIPT). Not shown between the customer's Internet access line 6 and the WWW server's Internet access line 47 is the Internet itself.

A typical session will be described with reference to FIGS. 1 and 2. Process steps are contained in boxes in FIG. 2. The session starts when a customer 2 calls via its Internet access line 6 into the WWW server 28 and commences a self-serve session with an organization which subscribes to Customer Contact Channel Changer service (box 2-1). The customer browses through information regarding products and services with the graphical WWW browser. This browsing is often achieved by viewing HTML pages 53 and associated multimedia files 52. There may be on-line help which addresses some questions which may arise. At some point additional details or assistance are needed and the customer chooses a "Live Help" option from within an HTML page (box 2-2). This may be done by using a mouse to click on a "Live Help" button on the screen, or by entering a command at the keyboard. This prompts an additional HTML form 54 to pop up which the customer must fill in (box 2-3). The form 54 asks the caller for the phone number at which they can be reached at that time. The URL which the customer was viewing (prior to selecting help) is automatically filled in to indicate the page from which help was requested, but the customer also has the option of providing a different URL. In one embodiment, the customer also has an option of specifying a preferred time to be called back with the default being to request call back as soon as possible. The customer then sends this completed HTML help request off to the WWW server 28 where it is received by the HTTP server 46 and time-stamped. The request may be sent by either E-mail or TCP/IP (transmission control protocol/Internet protocol) client to server HTTP interaction etc.

At the call centre 24, the help request messages are received and initially processed by the HTTP server 46. The telephone number, time stamp and URL are passed to the outbound preview dialing system 32 in the call centre 24 via the CGI interface 48 and data net 44. Should agents not be available, messages may be sent back via the CGI interface 48 and HTTP server 46 to the customer with anticipated wait time (derived from the ACD-MIS system 38) and call setup and scheduling options may be presented to the customer in conjunction with the multimedia message management system 50 to be described further below. An active time-stamped HOTLIST is maintained to feed the outbound dialing system 32 with numbers to call while also providing the next available agent the URL of where the question arose. The information received from the customer, including a CLID (caller identity) which is the 10 digit customer phone number, and the URL is entered on this HOTLIST (box 2-4). The agent workstation computer 18 is set up to preview the HTML page associated with the caller's URL before or while the outbound call is being made. This allows the agent to be better prepared to answer the question(s) which may arise. The call is then made to the customer automatically without any need for the agent to key any telephone numbers into either their phone 14 or computer 18 (box 2-5). After the customer answers the phone call from the agent, the two parties will be in full voice communication and will be viewing the same multimedia screen which prompted the customers question. The agent can then assist or guide the caller to the solution or answer sought, or can take orders and/or provide technical support (box 2-6).

In a modification of this embodiment, the customer is not required to fill out an HTML page. Upon selection of the

"Live Help" option, default values together with the relevant URL are filled in automatically, and the request is immediately sent off.

When it is desired to establish voice communications over the data network rather than the PSTN, instead of sending a telephone number at which the user can be reached, an HTML form including the user's IP (internet protocol) address and URL is filled in automatically and forwarded to the outbound system through the same channels as before. The process diagram for this is shown in FIG. 3. The rest of this process is similar to that described above except that the outbound call is placed over the Internet using IP based voice communications packages running on the user's PC enabling voice communications. These use originating and terminating IP addresses to set up virtual (packet based) circuits for use as voice channels for the duration of the call. This assumes that the caller and agent have compatible hardware and software configurations on their PC's.

When the option is provided to the customer of selecting a time preferred for call-back, a more sophisticated message management system is required. For this purpose, the invention provides a method of managing the integration or connection of customers using various services (WWW servers, voice-mail, IVR, e-mail, etc) to an ACD call centre agent. This multimedia message management system 50 will be referred to herein as the "Multimedia Message Manager" (MMM) 50.

A process flow diagram which incorporates the MMM 50 is shown in FIG. 4. This figure is very similar to FIG. 2 with the exception of the addition of the MMM which is connected to the organization's V-mail servers 80 and E-mail servers 81 and the WWW server 28.

The MMM 50 acts as an intermediary between the traditional call centre related systems and the new WWW related server systems. Specifically, it communicates with the call centre ACD-MIS system 38 to get estimated anticipated caller wait times (or other parameters) and passes this information to the caller via the HTTP server 46 and related CGI programs 48. It may be used to allow Web browsing of information sources related to the call centre such as the voice mailbox associated with a call centre agent. Overflow calls may be routed to voice mail. The MMM 50 allows the agent or supervisor to scan large volumes of voice-mail messages, E-mail messages, WWW form request etc. and prioritize and schedule call backs from a combined HOTLIST.

The MMM 50 acts as a clearing house point to assist in scheduling calls between customers and ACD agents and vice versa. This allows customers who may not be able or willing to converse with an agent at Time T0 to schedule the call for Time T2 which is the customer's preferred time. The HOTLIST is then updated to include both calls which are to be completed as soon as possible and calls which are due to be completed in the very near future. There are many ways in which the HOTLIST may be maintained. Calls requesting immediate call back can be ordered according to the time stamp of when they were received, which will always be in the immediate past. Calls with future time stamps may be appended to the list prior to the arrival of the time indicated by the future time stamp, or alternatively, they can be given priority and placed at the top of the list when the time arrives. The MMM 50 also handles the notification through the E-mail servers 81 of customers of the fact that delays are expected, and is able to provide an indication of when a return call might be expected.

Alternative to connecting a multimedia user to a live agent, with a slight modification of the first embodiment

described above the invention can be used to connect a multimedia user (WWW, voice mail, IVR, E-mail) to an IVR call back system, in which help is available on a variety of topics, and in which the user further has the option of being connected to other ADSI enhanced IVR applications such as home shopping systems. This is illustrated in FIG. 5. This is particularly useful in situations where a portion of the call centre's business may have self service options in different mediums. For example, both IVR self service channels and WWW self service channels might be available, and this aspect of the invention allows a quick change from one medium to the other. By selecting the IVR channel, the customer is connected to the IVR channel in an outbound manner as above.

FIG. 6 illustrates a second embodiment of the invention. While the first embodiment and its modifications described above are directed towards call centres equipped with outbound calling capabilities, in this second embodiment, the call centre is equipped with inbound call processing capabilities, handling calls as they come in from customers. This provides a method for integrating or connecting a customer who has a SAT (screen assisted telephony) capable configuration and wishes to be connected to a live agent 106. The figure is very similar to FIG. 1, but with much of the detail of the call centre and WWW server removed. There are again four main components illustrated, one of these being the customer premises 100 equipped with a telephone (or a screen assisted telephone set) 110 and line 107, a set-top box (a special purpose computing device which allow access to network services through the television set with user input being achieved through the television remote control) and TV 108 or PC 111, and a CII/SCAI (switch to computer application interface) enabled line 107. The other main components include the multimedia or WWW server 102, call centre 104 and an agent workstation 106 equipped with a computer 112 and a telephone 114, or a screen assisted telephone. Also shown is the PSTN 116, a broadband multimedia data network 117 and a SAT server 109.

The interconnections between the customer premises 100, WWW server 102, call centre 104, agent workstation 106 and PSTN 116 are the similar to before with the exception that all customer PC connections are via a broadband data network 117, and the customer telephone 110 connection is implemented with a line 107 to the PSTN 116 and a subsequent connection to the broadband data network 117.

The process followed in the second embodiment will be described with reference to FIGS. 6 and 7. The box numbers refer to boxes shown in FIG. 7. Initially, the customer makes a "multimedia call" in order to be connected to XYZ's multimedia server 102 and to run a multimedia application on the set-top box/TV 108 or PC 111 (box 7-1). The user selects on the set-top box remote or the PC mouse a "MAKE CALL" feature from within the multimedia application (box 7-2). This selection initiates a series of steps to set up a call to either an ACD group or an individual. The request first signals through the broadband multimedia data net 117 to a PSTN telephone switch 116 specially equipped with CTI techniques (such as SCAI) to ring the customer's line 107 (with a distinctive ring similar to ring-again) prompting the customer to pick up the handset (box 7-3). The PSTN based switch 116, having sensed that the customer has indeed picked up the set, then dials the destination party automatically, which in this case is the call centre 104, where an ACD system distributes the call to an ACD agent workstation 106 (box 7-4).

When an ACD agent answers the call, the customer's URL and/or CLID are forwarded so that a customer relevant

screen is appearing on the agent's PC or terminal 114 at the same time (box 7-5).

The customer relevant screen is set up on the agent's screen via one of several known CTI techniques. These include first party call control techniques and third party call control techniques. First party call control techniques use various CLID (Calling Line Identification—not shown) boxes and associated screen-pop software. The CLID is transmitted over the telephone line and the CLID box detects this and passes it to the agent's PC over a serial RS232 communications port. The CLID box may be integrated as a part of the telephone, or it may be a standalone unit connected to the telephone line together with the telephone. Screen-pop software takes the telephone numbers provided by the CLID box and looks up the corresponding customer records in a database, and displays them on the screen. Alternatively, using third party call control techniques, the digital switch has a shared data circuit to a "Third Party" CTI server which understands a common protocol such as SCAI. This server then associates various calls with various agents and delivers CLID and/or customer relevant data to the agents workstation as the phone is ringing.

Under either of the scenarios described above for transmitting the CLID, the URL information is transmitted in one of two ways. Firstly, upon answering the call and viewing the customer relevant data simultaneously (obtained by looking up the CLID in a customer database), the agent greets the caller and the caller verbally mentions the associated product or subject matter area which causes the agent to hot key to the relevant or related HTML page. A more sophisticated alternative to this is for the WWW server to sense all users querying it in real time (i.e. which URL's are being read and from which IP addresses or E-mail addresses) and then do a look-up into its database to determine corresponding CLID's. As calls from CLID's come in, the database can correlate the associated caller and URL.

Should all agents be busy, an IVR system can be used to provide additional information options to the customer while an agent becomes available. This method does not avoid ACD queues, but does make placing the call easier. In addition, the use of the URL and/or CLID makes the provision of help by the agent more efficient. As in the first embodiment, the agent is now in a position to help the customer with the WWW server or other multimedia application with which they require assistance (box 7-6).

As in the first embodiment, instead attempting to put the call through to a live agent, the call can be automatically connected to an IVR system. Screen-based telephony and associated SAT telephone switches may be employed in this case, allowing the customer to interact with an ADSI enhanced IVR system.

FIG. 8 illustrates a third embodiment of the invention which is quite similar to that shown in FIG. 6, with the exception of the configuration at the customer premises. Again, an inbound call processing capability is required at the call centre, as in the second embodiment. This embodiment provides a method for integrating or connecting a customer 100 who has a telephone 120, a PC 124 with DDE (dynamic data exchange) capabilities and two modems 122, 126 and lines 127, 128 and wishes to be connected to a live agent 104. DDE allows data to be passed dynamically between different applications running on the PC. In this embodiment, the PC 124 is equipped with communications software and modems 122, 126 able to place the call between the customer's telephone 120 and the ACD agent itself, automatically, instead of requiring the telephone switch to set up the call as in FIG. 6.

FIG. 9 shows a process diagram showing the steps which occur when this method is used. Initially, the customer makes a multimedia call to connect to company XYZ's multimedia server (box 9-1). The customer then selects the "MAKE CALL" or "HELP" button which may appear on an HTML page (box 9-2). The customer request initiates a PC based DDE whereby the telephone number in the HTML page to be called is passed dynamically to another PC based communications software package where an outbound call is dialed over a regular modem 122 and line 127 (boxes 9-3 and 9-4). When an ACD agent answers, a voice connection between the customer's telephone 120 and the ACD agent's telephone 112 is completed, and a customer relevant screen is appearing on the agent's PC 114 or terminal at the same time (box 9-5) based on incoming CLID and using first part or third party CTI techniques as described previously.

As before, an IVR connection could be established instead of using live agents, and screen assisted telephones and associated servers could be employed to enhance this type of connection.

FIG. 10 illustrates a fourth embodiment of the invention in which a method and apparatus is provided for integrating WWW information from a caller who is already talking to a live ACD agent. In this embodiment either an inbound call processing capability or an outbound call processing capability is required at the call centre.

The customer site 210 is equipped with a computer 212 and a telephone 214 both connected to a SVD (simultaneous voice data) modem 216 with external connections 218 to the PSTN 219 which may be analog, or ISDN (integrated services digital network) format. SVD modems allow both voice and data to be transmitted over the same standard telephone line at the same time.

The agent site 220 is similarly equipped with a computer 222, telephone 224 and SVD 226 and connections to the PSTN 219. It is also connected to a digital switch 230 with ACD functionality for distributing calls to various agents. The agent's computer 222 is also connected to a WWW server 232 and may be connected to a multimedia message management system 234.

The process flow diagram for this embodiment is shown in FIG. 11. The customer has been previously connected to an ACD agent either according to the traditional method wherein the customer physically dials an 800 number, or according to one of the methods described above (box 11-1). This includes all of the inbound and outbound call set-up methods and associated hardware described in the first three embodiment and their variants, although it is assumed that a live agent exists, and not an IVR system. Both parties are conversing and desire to be viewing identical screens of information simultaneously, and so decide to go into collaborative mode (box 11-2). This may be due to the fact that simple verbal explanations are insufficient to solve the caller's problems. If the calling party is not yet WWW connected, the two parties activate their SVD Modems 216, 226 (or ISDN units) and activate their remote control software packages (box 11-3). This sets up a data connection over the same telephone line as they were previously using for voice. Then voice and data can be transmitted over the same telephone line. The agent who is already connected to the desired WWW server 132 acts as HOST and the caller acts as a REMOTE allowing the caller to view the same WWW pages (or other Information Systems) as the agent (box 11-4). The agent can then walk the customer through information and supplement it verbally, thereby sharing a multimedia call with the customer (box 11-5). Screens

11

appearing on the agent's computer appear on the customer's computer, as what the customer sees is an exact duplicate of what the agent sees. This may result in immediate sales and service or assist in further sales and service. The next time the caller, having become more comfortable and familiar with the system, may opt to use the self serve channel with no human assistance for increased likelihood of repeat business. The above combining of ACD, SVD and WWW building blocks allows collaborative screen sharing between customers and ACD agents. In addition, agent integration via the MMM 234 allows increased agent productivity.

If the caller is already logged onto the WWW server, he must disconnect before being able to go into collaborative mode, unless he is equipped to handle two connections at once.

In order to implement this embodiment, several configuration (hardware and software) modifications to existing ACD setups would be required. Most current PC's will not successfully support high speed (14.4 KBPS) communications on their serial ports due to the older UART (Universal Asynchronous Receiver Transmitter) chips. Communications with these units is error prone and unreliable. PC's need a smarter faster UART to make this configuration reliable. These are supplied by installing high speed serial input/output boards in the ISA (Industry Standard Architecture) slots on the motherboard of the PC. Software reconfiguration is required to disable the lower speed communications ports. An alternative here it to use new simultaneous voice and data modem technology which utilizes the parallel port of the PC which (for most PC's) currently supports speeds equal to or greater than 28.8 KBPS.

At the agent end, the type of line choice (2500-type analog ACD line or digital ACD line) must be made and depending on this additional hardware and software is required. If a digital ACD line is used, a hardware adaptor is required to convert the digital signaling which may be proprietary in nature into signals recognized by analog based SVD modems. Also, these adaptor units must be modified to handle high speed (14.4 KBPS) data transmission. If 2500-type analog lines are used, software is required on the PC to allow easy access and use of sophisticated feature activation codes. The line choice here depends largely on which features the call centre agent would be using.

We claim:

1. A system for connecting a call center to a customer computer having a customer IP address the system comprising:

means for presenting a page having a URL on the remote customer computer, the page including a remote help option which when selected generates a help request form including the customer IP address;
means for forwarding the help request form to the call center.

2. The system according to claim 1 wherein the request form further comprises a field for filling in a customer preferred time for call-back.

3. The system according to claim 1 in which the request form further comprises said URL.

4. A call center comprising:

a means for receiving a help request form containing a customer's IP address;
means for establishing a voice over IP connection to the IP address identified in the help request.

5. The system according to claim 4 wherein the request form further comprises a field for filling in a customer preferred time for call-back and wherein the call center

12

further comprises means for recording the requests and associated preferred call-back times, and is adapted to establish the voice over IP connections at specified times according to the times in the recorded requests.

6. The system according to claim 4 further comprising means for sending a message back to the customer with an anticipated wait time when no live agent is available for immediate help.

7. The system according to claim 4 further comprising means for providing a call center agent with customer relevant information.

8. The system according to claim 4 in which the request form further comprises a URL indicating from which page the customer has requested help and with which the agent can set up the agent computer at the same page.

9. An automated call distribution system comprising a server and a call centre, the server being for providing network service to a customer terminal, the server comprising one or more pages downloadable to the customer terminal operable to provide a remote help option selectable by a user of the customer terminal, and upon selection of the remote help option, send a help request to the call centre identifying a contact channel through which the user of the customer terminal can be reached;

the call centre comprising means operable to receive the help request and to contact the user of the customer terminal using the contact channel identified in the help request;

wherein the remote help option provides for the selection of one of a plurality of different contact channels.

10. An automated call distribution system comprising a server and a call centre, the server being for providing network service to a customer terminal, the server comprising one or more pages downloadable to the customer terminal operable to provide a remote help option selectable by a user of the customer terminal, and upon selection of the remote help option, send a help request to the call centre identifying a contact channel through which the user of the customer terminal can be reached;

the call centre comprising means operable to receive the help request and to contact the user of the customer terminal using the contact channel identified in the help request;

wherein the remote help option provides for the selection of either a voice over IP connection or a PSTN connection as the contact channel.

11. A call center comprising:

an outbound dialing system capable of setting up a blended inbound/outbound call environment containing a list of telephone numbers and IP addresses;

an ACD (automated call distribution) system which distributes actual calls on the basis of the list connecting agent workstations to some customers via the PSTN and some customers via voice over IP;

a CGI (common gateway interface) adapted to collect help requests from a web server and feeds them to the outbound dialing system or ACD.

12. A call center comprising:

an outbound dialing system capable of setting up a blended inbound/outbound call environment containing a list of telephone numbers and IP addresses;

an ACD (automated call distribution) system which distributes actual calls on the basis of the list connecting agent workstations to some customers via the PSTN or voice over IP;

a CGI (common gateway interface) adapted to collect help requests from a web server and feeds them to the outbound dialing system or ACD;

13

wherein the help requests include a URL with respect to which help was requested which is provided to the agent workstation connected to a given customer.

13. The call center of claim 12 further comprising:

an ACD-MIS (ACD management information system) system connected to the ACD system for determining anticipated wait times for response;

a multi-media message manager for prioritizing callbacks and for generating messages to be sent back via the CGT to be sent to the customer with an anticipated wait time (determined by the ACD-MIS).

14. The call centre of claim 13 further comprising a call centre customer information system queriable on the basis of contents of the help request for information pertaining to a given customer to be presented to a help agent when providing help to the given customer.

15. The call centre of claim 14 wherein the call centre customer information system is queriable on the basis of a customer telephone number.

16. A call centre comprising:

a CGI (computer telephony interface) server adapted to collect help requests from one or more customer contact channels including the WWW;

an IVR (interactive voice response) callback system;

an ACD (automatic call distribution system); and

an outbound dialing system for making calls to the customers and connecting them to the IVR callback system or to an ACD system.

17. The call center of claim 16 wherein the contact channels comprise at least WWW, voice mail, IVR and E-mail.

18. A help requesting apparatus for conveying help requests to a call centre, the apparatus comprising:

a WWW server comprising means for providing access by customers to a web page including a help request interface for receiving requests for help from customers;

CGI (Common Gateway Interface) programs for communicating the requests for help to the call centre.

19. An apparatus according to claim 18 wherein the help request comprises a URL and a phone number or IP address.

20. An apparatus according to claim 18 further adapted to receive anticipated wait times from the call centre through the CGI interface and to send messages back to the customers with anticipated wait times.

21. A multi-media message management system comprising a server, a multi-media message manager and a call centre, wherein:

the server is adapted to provide information content to users through a data network and for receiving help requests from users through the data network;

14

the multi-media message manager is connected to a plurality of contact channels of at least two different types, to collect help requests received through each of these channels and produce a combined list of contacts that need to be made; and

the multi-media message manager is also connected to the call centre for coordinating the delivery of help responses on the basis of the combined list.

22. A multi-media message management system according to claim 21 wherein the multi-media message manager further comprises means allowing an agent or supervisor to review all of the help requests and prioritize and schedule the combined list.

23. A multi-media message management system according to claim 21 wherein at least one of the help requests includes a preferred callback time specified by a user, wherein the multi-media message manager prioritizes the combined list taking the preferred callback time into account.

24. A multi-media message management system according to claim 21 adapted to receive help requests through contact channels comprising one or more of voice mail, E-mail, WWW, IVR, and ADSI IVR.

25. A multi-media message management system according to claim 21 wherein the call centre is adapted to make calls through the PSTN and voice over IP channels.

26. A multi-media message management system according to claim 21 further comprising:

means in the call centre for making an estimate of an anticipated caller wait time (or other parameters) and passing this to the multi-media message manager which coordinates forwarding the information to the caller through an appropriate contact channel.

27. The inbound call processing system for processing calls from users of web pages having URLs, the system comprising:

a CLID lookup database containing telephone numbers of customers;

an ACD system for handling calls from users by distributing them to one of a plurality of agent workstations; means for sensing all users querying different URLs in real time and doing a look-up into the CLID database to correlate CLIDs with URLs, and for providing for each call the URL to the agent handling the call from a given CLID.

28. The call center of claim 16 wherein the contact channels comprise http form exchange.

29. A system according to claim 1 further comprising:

an HTTP form exchange mechanism through which to provide help to the customer.

* * * * *

UNITED STATES PATENT AND TRADEMARK OFFICE
CERTIFICATE OF CORRECTION

PATENT NO. : 6,668,286 B2
DATED : December 23, 2003
INVENTOR(S) : Thomas Howard Bateman et al.

Page 1 of 1

It is certified that error appears in the above-identified patent and that said Letters Patent is hereby corrected as shown below:

Title page,

Item [60], **Related U.S. Application Data**, change the filing date of application No. 09/239,701 to -- Jan. 29, 1999 --.

Signed and Sealed this

Twenty-third Day of March, 2004

A handwritten signature in black ink, appearing to read "Jon W. Dudas", is written over a horizontal line.

JON W. DUDAS
Acting Director of the United States Patent and Trademark Office

UNITED STATES PATENT AND TRADEMARK OFFICE
CERTIFICATE OF CORRECTION

PATENT NO. : 6,668,286 B2
DATED : December 23, 2003
INVENTOR(S) : Tom Bateman et al.

Page 1 of 1


It is certified that error appears in the above-identified patent and that said Letters Patent is hereby corrected as shown below:

Column 13,

Line 10, "...CGT..." should read -- ...CGI... --.

Signed and Sealed this

Twenty-seventh Day of December, 2005

A handwritten signature in black ink, reading "Jon W. Dudas", is placed over a rectangular area with a light gray dot grid background.

JON W. DUDAS
Director of the United States Patent and Trademark Office

EXHIBIT C



US007159043B2

(12) **United States Patent**
Bateman et al.

(10) **Patent No.:** **US 7,159,043 B2**
(45) **Date of Patent:** ***Jan. 2, 2007**

(54) **METHOD AND SYSTEM FOR
COORDINATING DATA AND VOICE
COMMUNICATIONS VIA CONTACT
CHANNEL CHANGING SYSTEM**

(58) **Field of Classification Search** 710/6,
710/36, 39; 709/203, 204, 206, 227; 370/356;
379/210.01, 265.02, 265.09
See application file for complete search history.

(75) **Inventors:** **Thomas Howard Bateman**, Saint John
(CA); **Bruce Edward Kierstead**, Saint
John (CA); **William Alexander**
(Sandy) **Noble**, Saint John (CA);
Timothy Lee Curry, Gondola Pt. (CA);
John Alan Lockett, Saint John (CA);
Laurie Edward Mersereau, Westfield
(CA); **Robert James Ouellette**, Saint
John (CA)

(56) **References Cited**
U.S. PATENT DOCUMENTS

4,789,962 A	12/1988	Berry et al.
4,969,185 A	11/1990	Dorst et al.
5,001,710 A	3/1991	Gawrys et al.
5,155,806 A	10/1992	Hoerber et al.
5,157,768 A	10/1992	Hoerber et al.
5,175,812 A	12/1992	Krieger
5,185,782 A *	2/1993	Srinivasan 379/210.01
5,361,361 A	11/1994	Hickman et al.

(73) **Assignee:** **Innovatia, Inc.**, St. Johns, CA (US)

(*) **Notice:** Subject to any disclaimer, the term of this
patent is extended or adjusted under 35
U.S.C. 154(b) by 0 days.

This patent is subject to a terminal dis-
claimer.

(Continued)

Primary Examiner—Lynne H. Browne
Assistant Examiner—Stefan Stoyanov

(74) *Attorney, Agent, or Firm*—Buchanan Ingersoll &
Rooney

(21) **Appl. No.:** **10/663,740**

(22) **Filed:** **Sep. 17, 2003**

(65) **Prior Publication Data**

US 2004/0059841 A1 Mar. 25, 2004

Related U.S. Application Data

(60) Continuation of application No. 09/950,801, filed on
Sep. 13, 2001, now Pat. No. 6,668,286, which is a
continuation of application No. 09/239,701, filed on
Jan. 29, 1999, now Pat. No. 6,311,231, which is a
division of application No. 08/532,537, filed on Sep.
25, 1995, now Pat. No. 5,884,032.

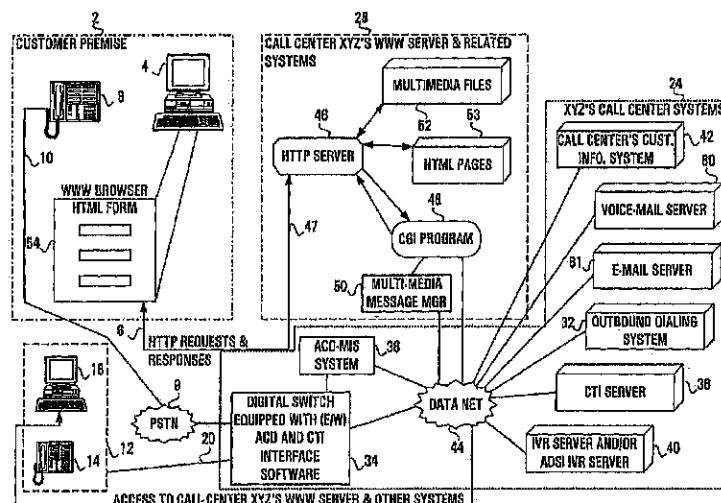
(51) **Int. Cl.**
G06F 3/00 (2006.01)

(52) **U.S. Cl.** 710/6

ABSTRACT

This invention (The Customer Contact Channel Changer) enables the integration of different Customer Contact Channels such as live call center ACD (Automatic Call Distribution) agents, ADSI (Analog Display Services Interface) enhanced IVR (Interactive Voice Response) systems and WWW (World Wide Web) servers. The world wide web servers are used to allow customers with computer equipment to access information from an organizations databases in a self service mode. Frequently these customers have questions best answered by human ACD agents. With this invention the connection between the customer with the question and the agent with the answer is done quickly and efficiently with both parties sharing screens of common information. Also control is retained by the customer to make the call happen when they want it.

3 Claims, 11 Drawing Sheets



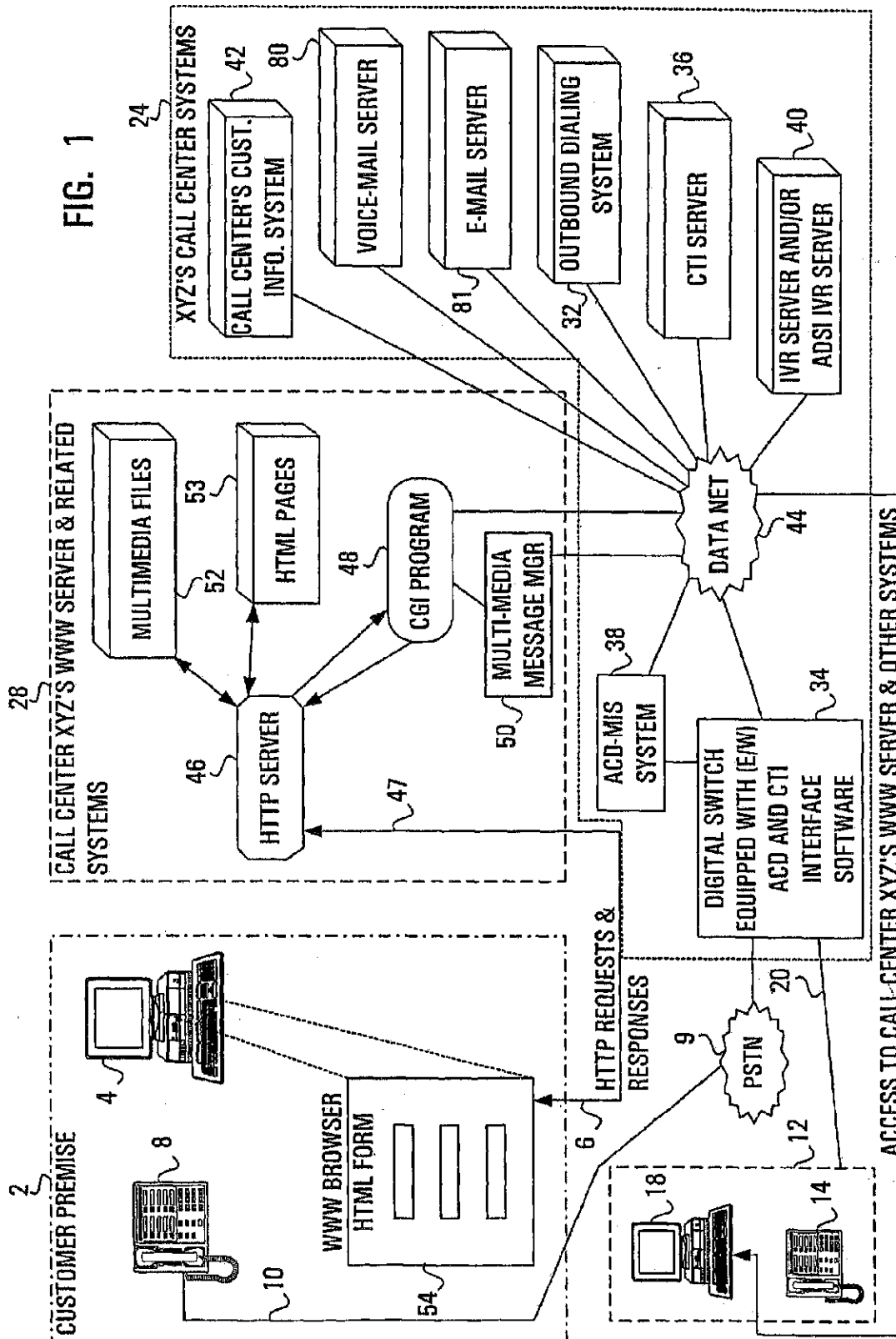
US 7,159,043 B2

Page 2

U.S. PATENT DOCUMENTS

5,384,771	A	1/1995	Isidoro et al.	5,563,805	A	10/1996	Arbuckle et al.
5,428,608	A	6/1995	Freeman et al.	5,619,508	A	4/1997	Davis et al.
5,444,774	A	8/1995	Friedes	5,621,789	A *	4/1997	McCalmont et al. .. 379/265.06
5,479,487	A	12/1995	Hammond	5,694,546	A	12/1997	Reisman
5,500,891	A	3/1996	Harrington et al.	5,706,507	A	1/1998	Schloss
5,535,323	A	7/1996	Miller et al.	5,715,314	A *	2/1998	Payne et al. 705/78
5,557,668	A	9/1996	Brady	5,884,032	A	3/1999	Bateman et al.

* cited by examiner



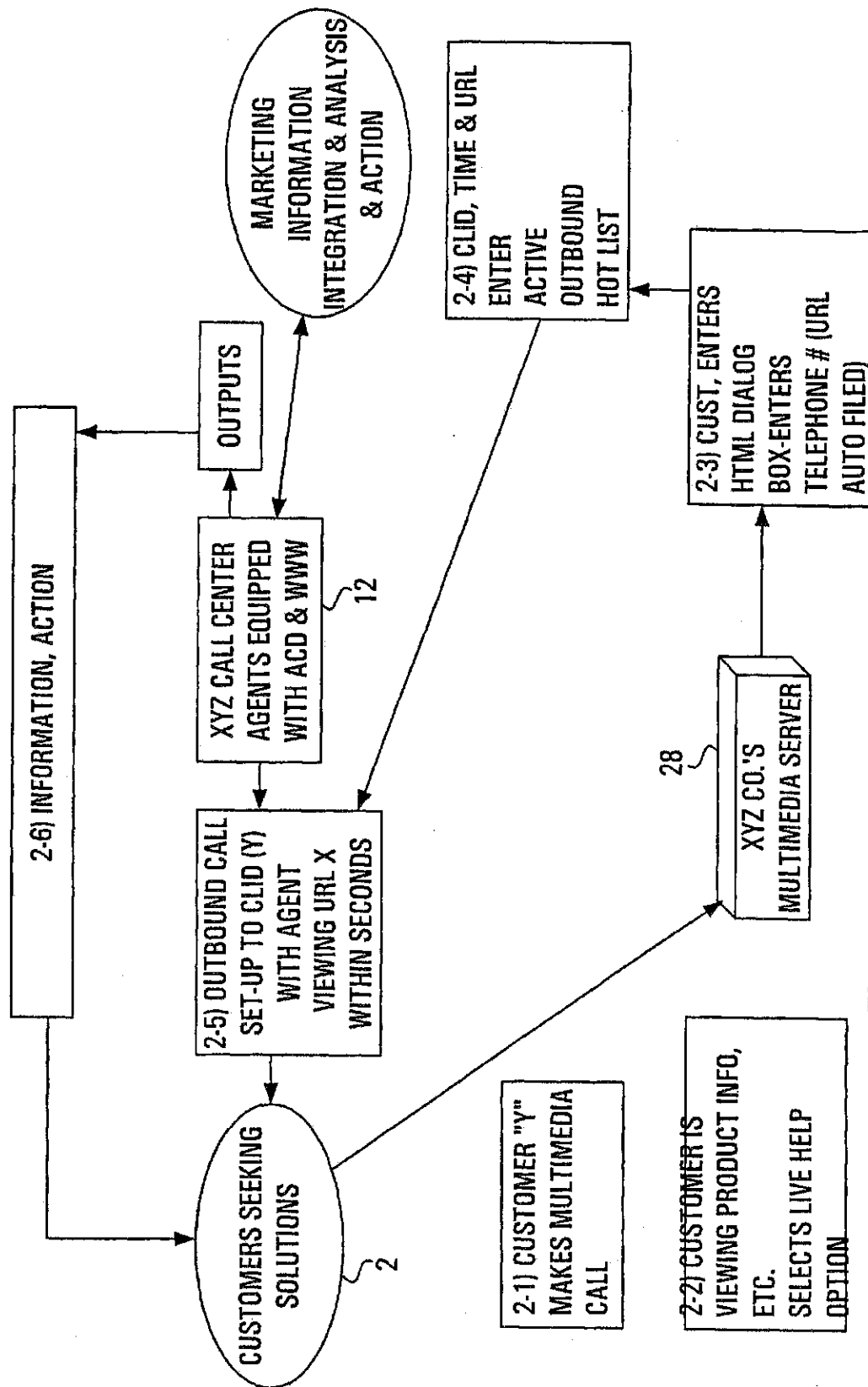


FIG. 2

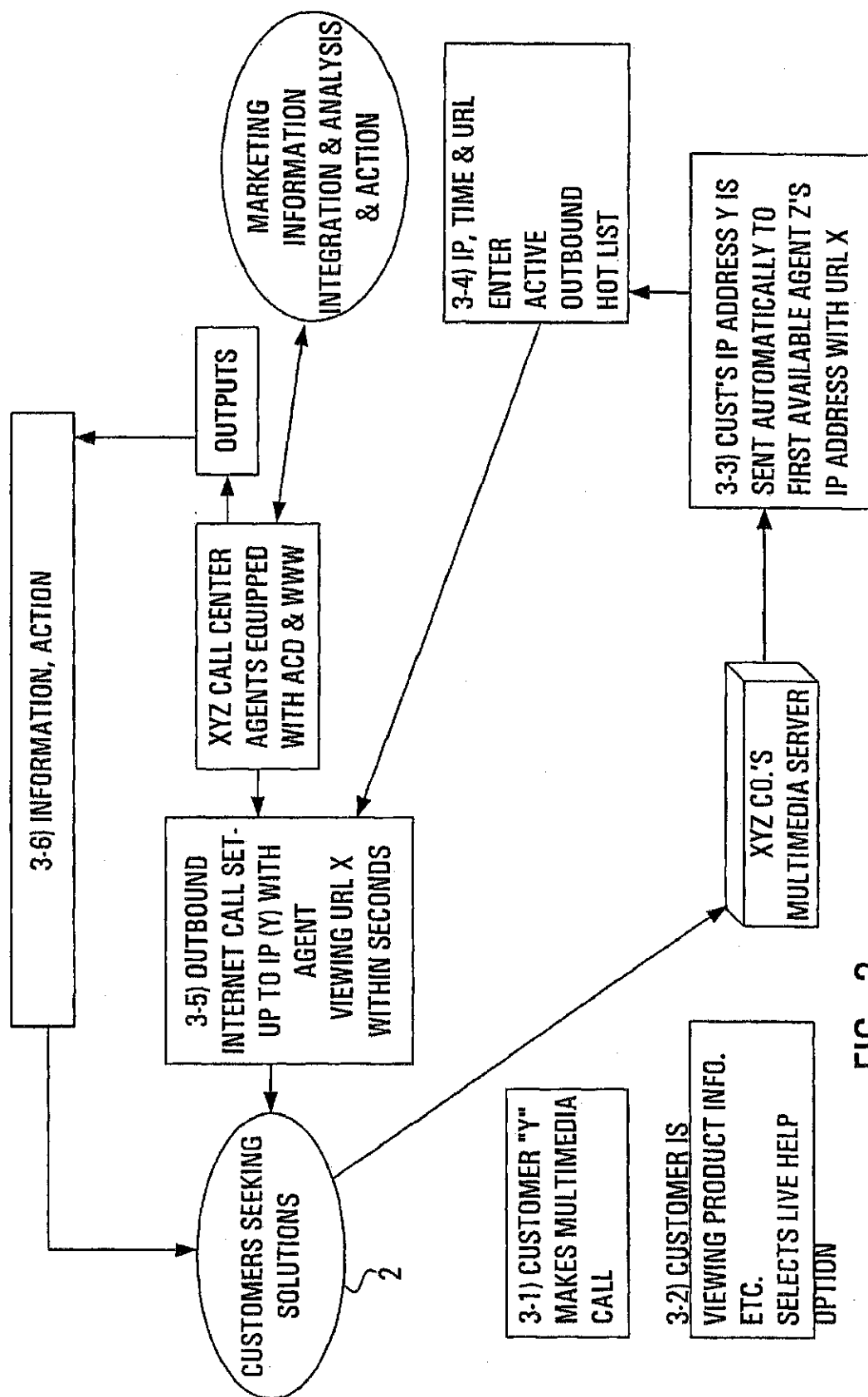


FIG. 3

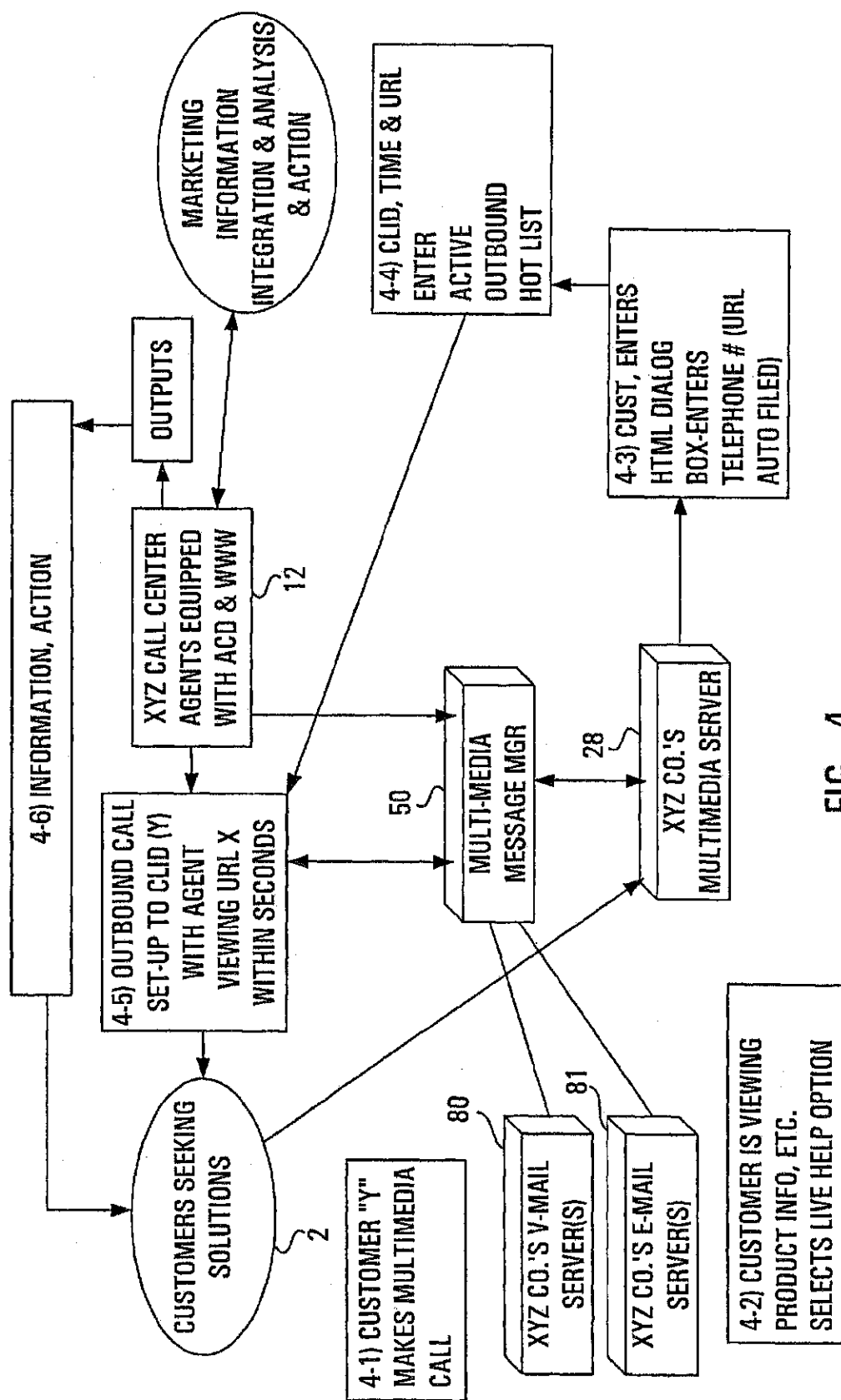
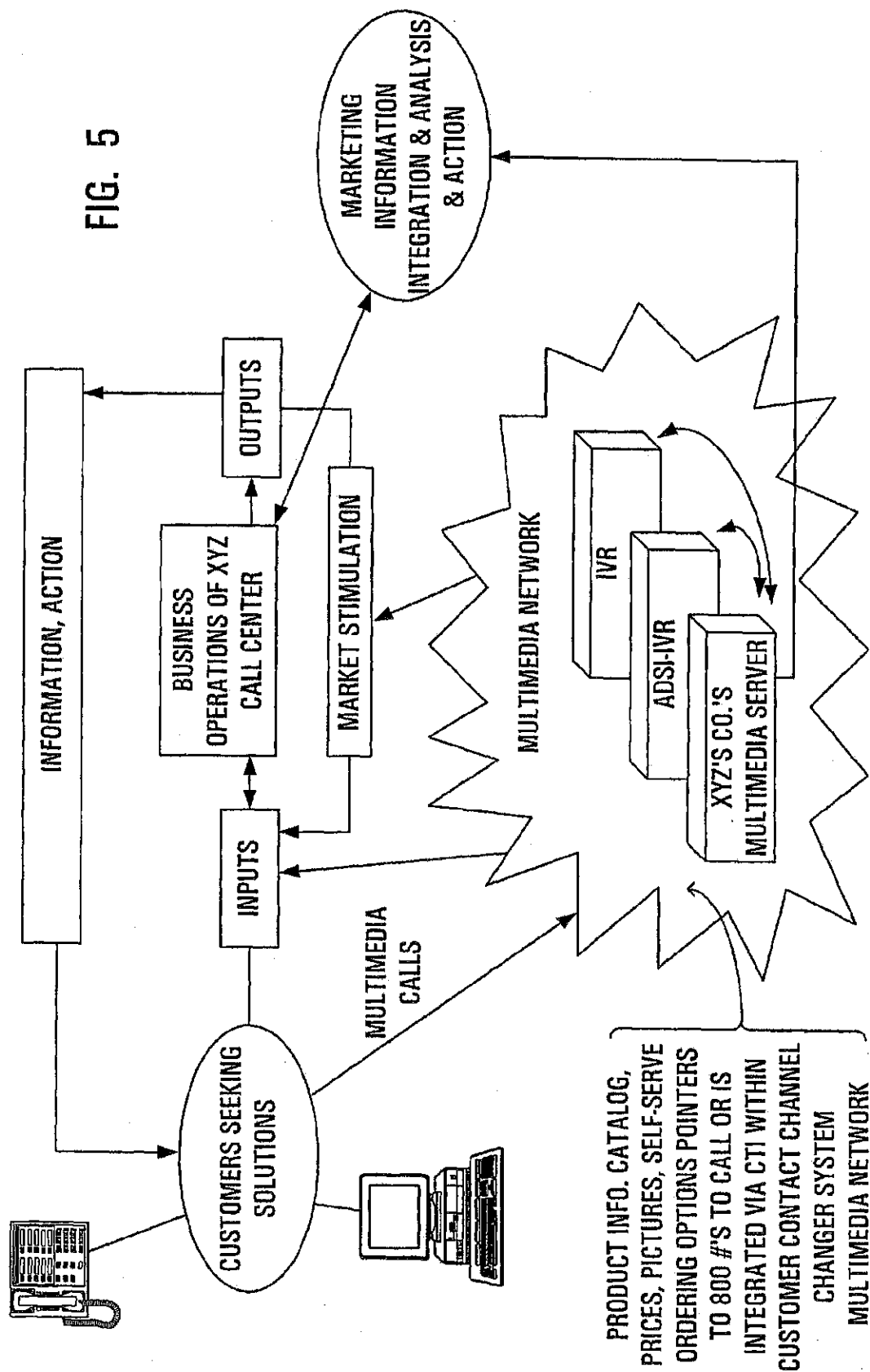
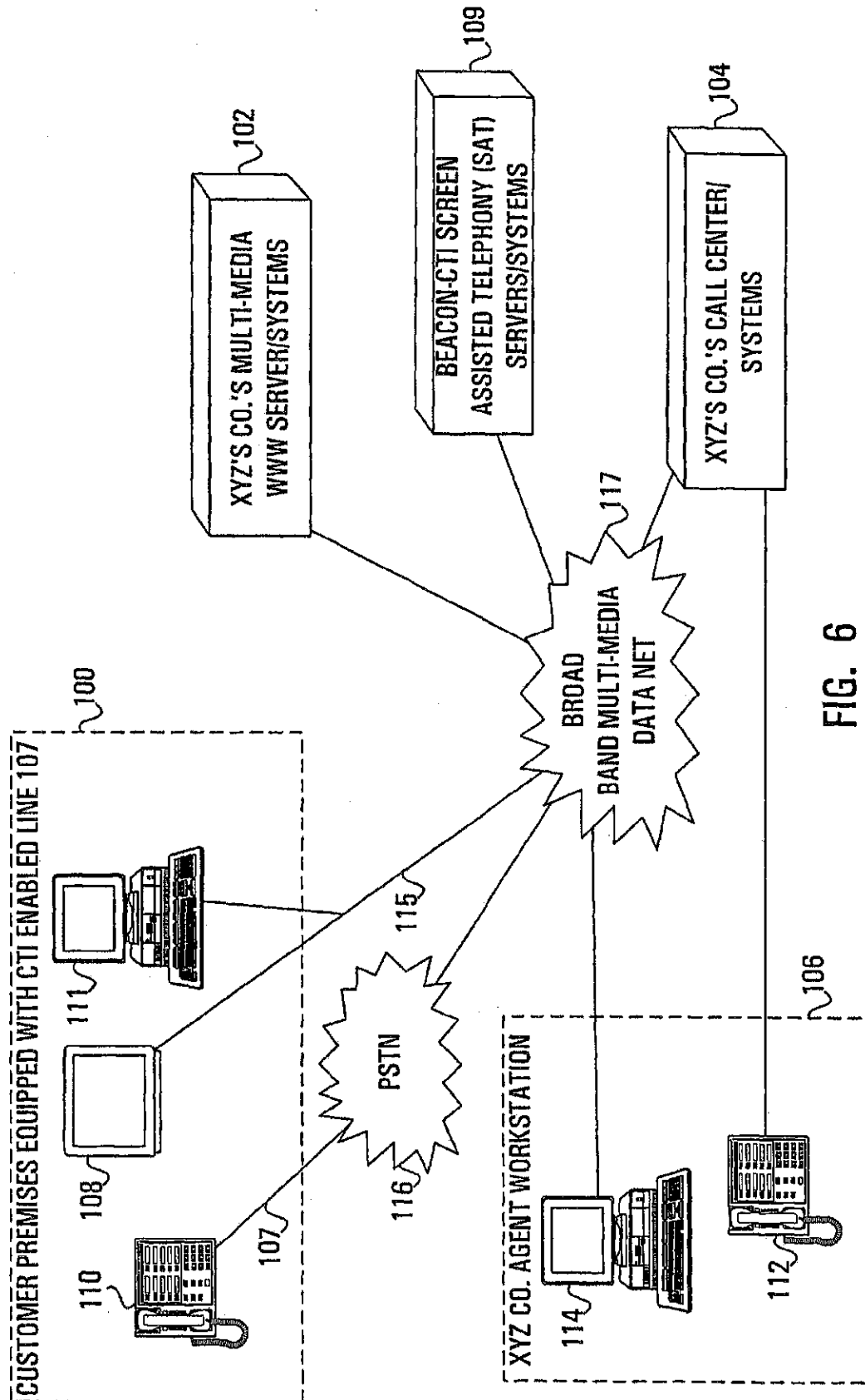


FIG. 5





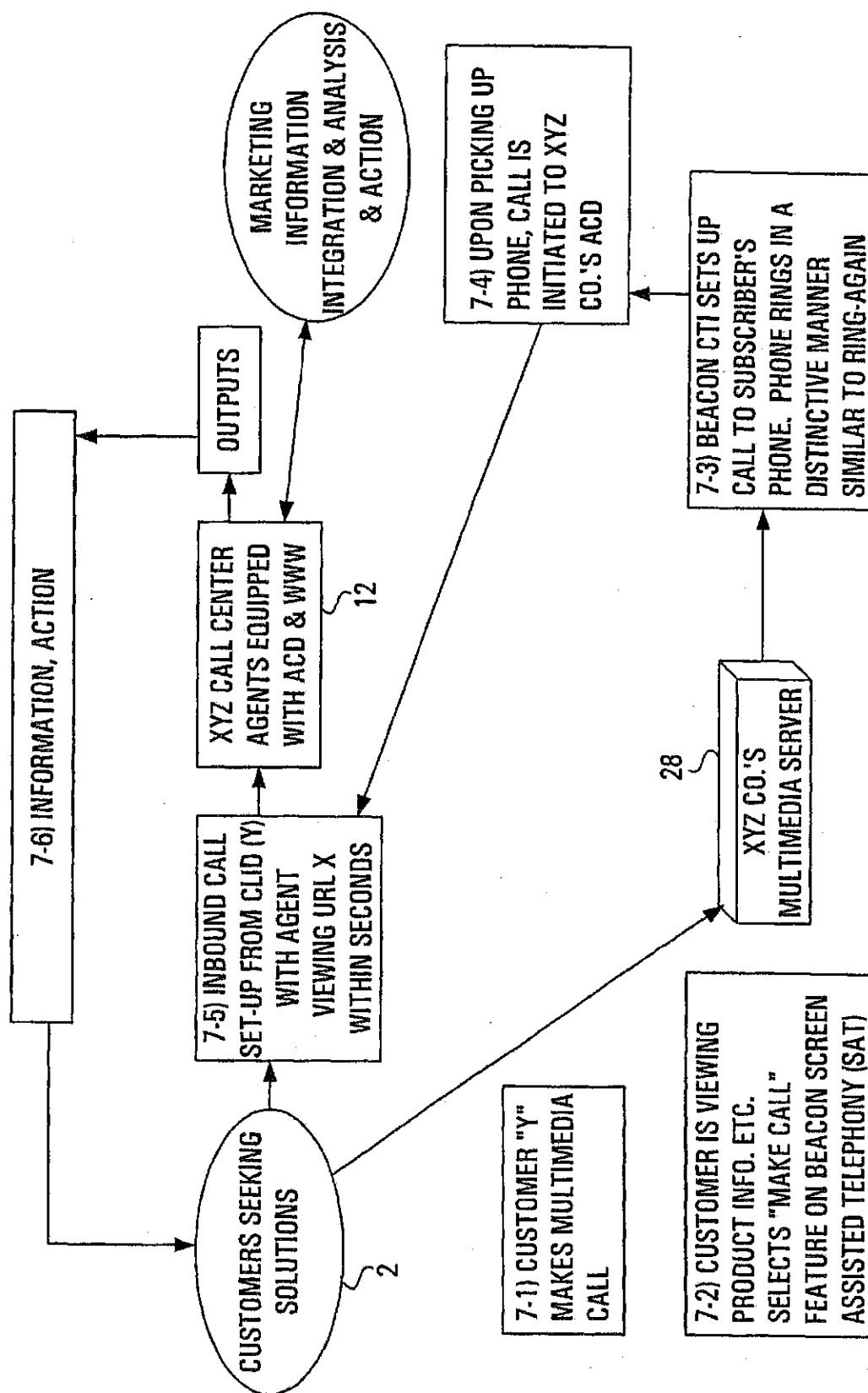


FIG. 7

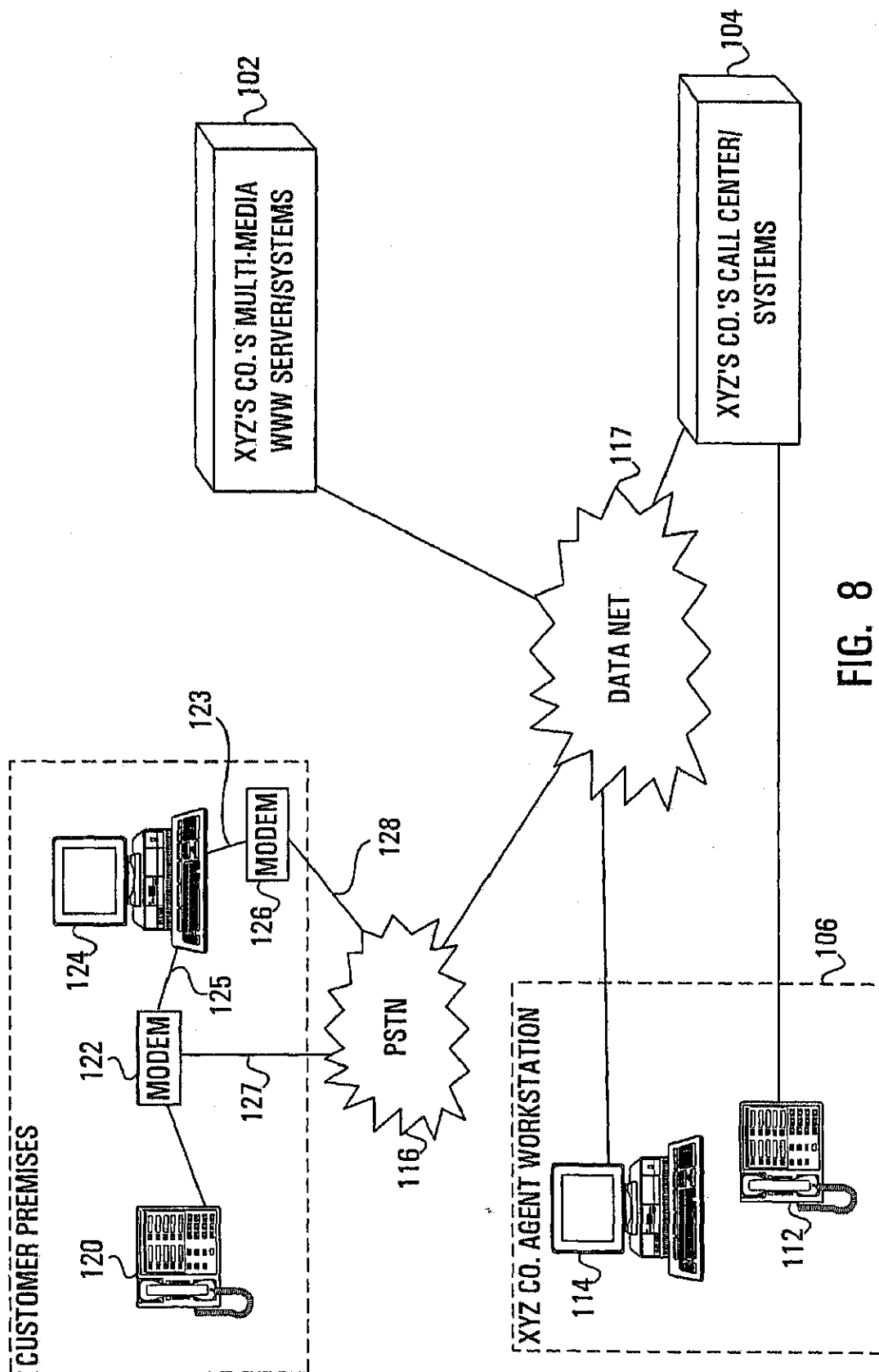


FIG. 8

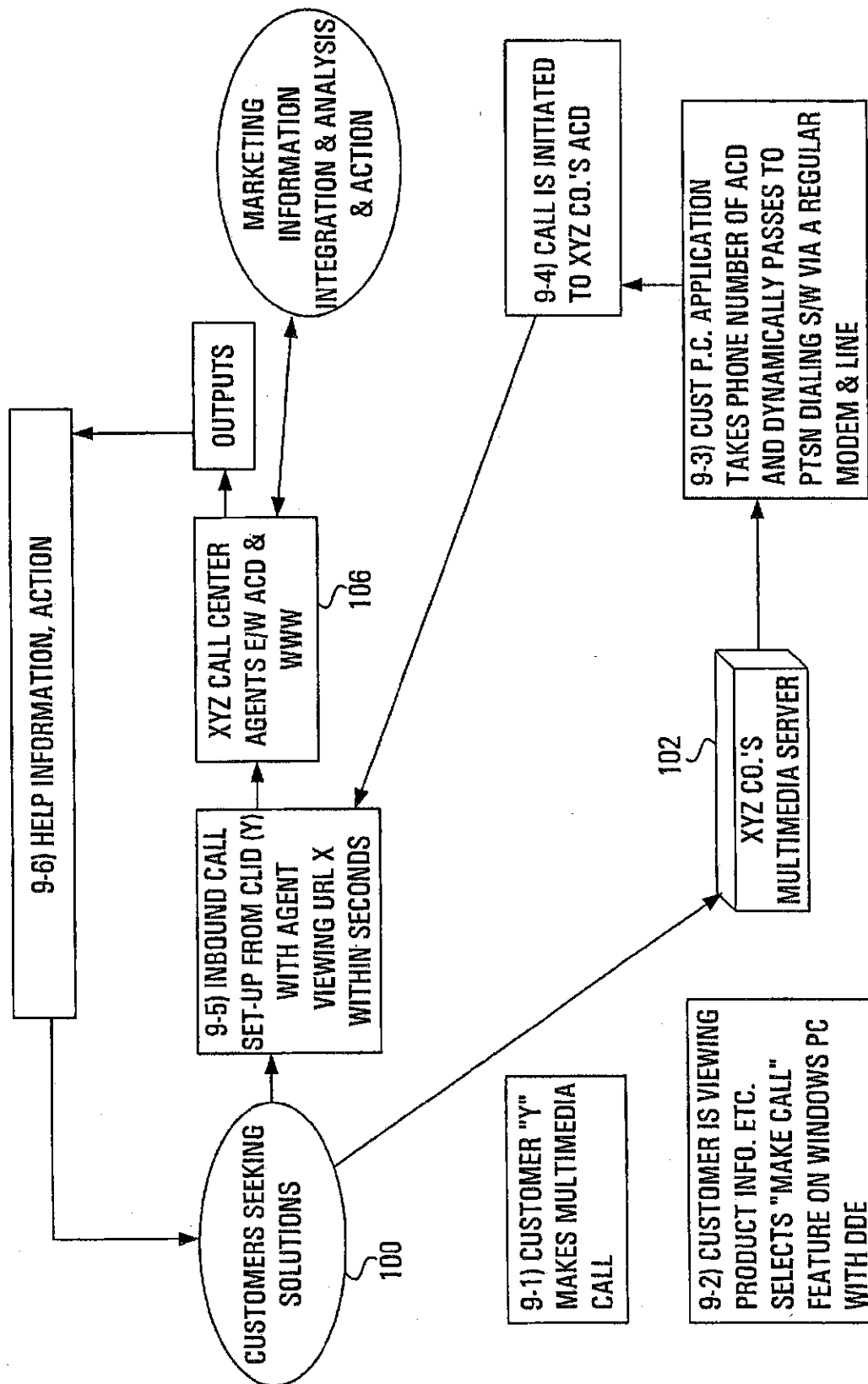
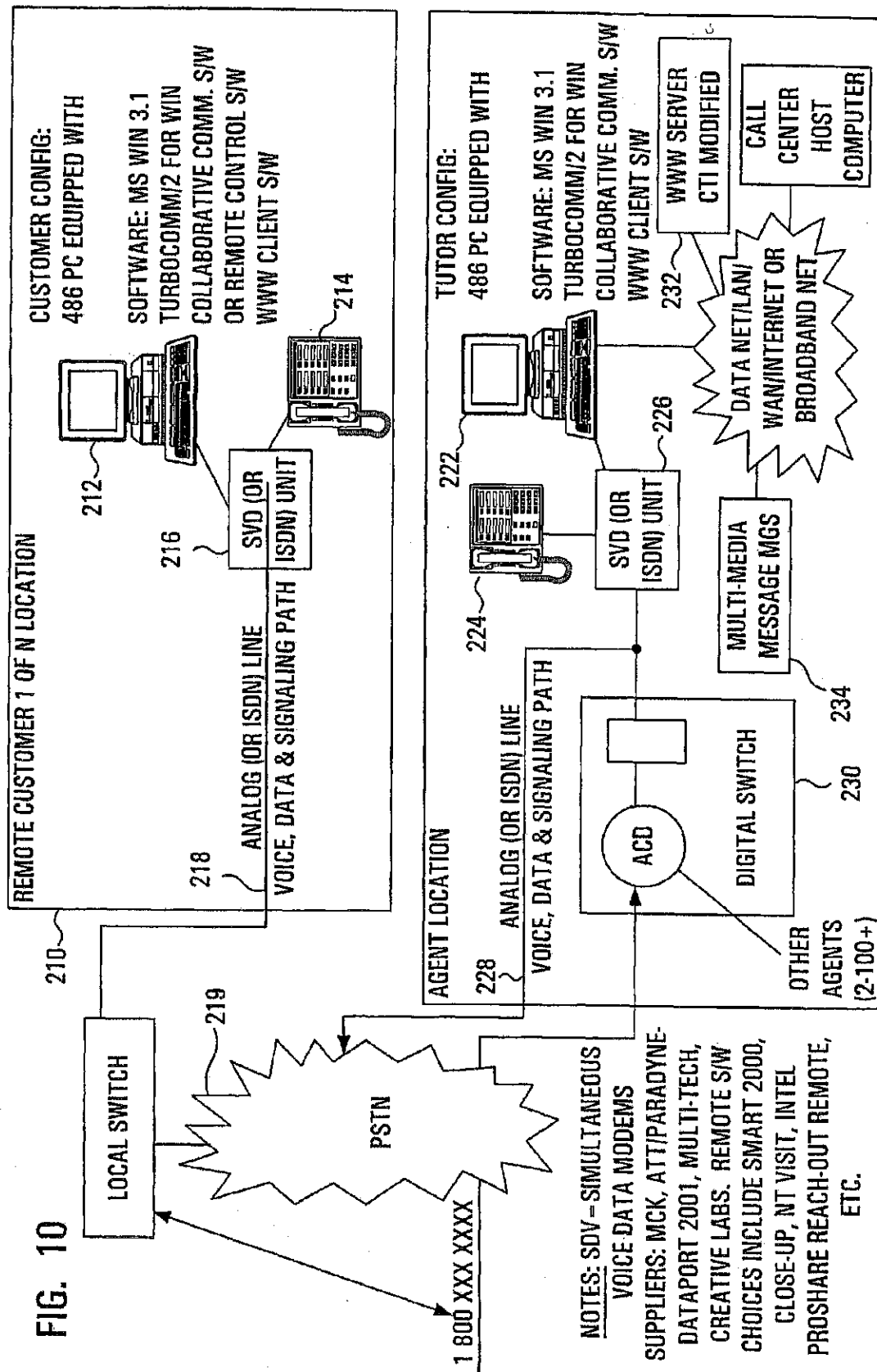


FIG. 9



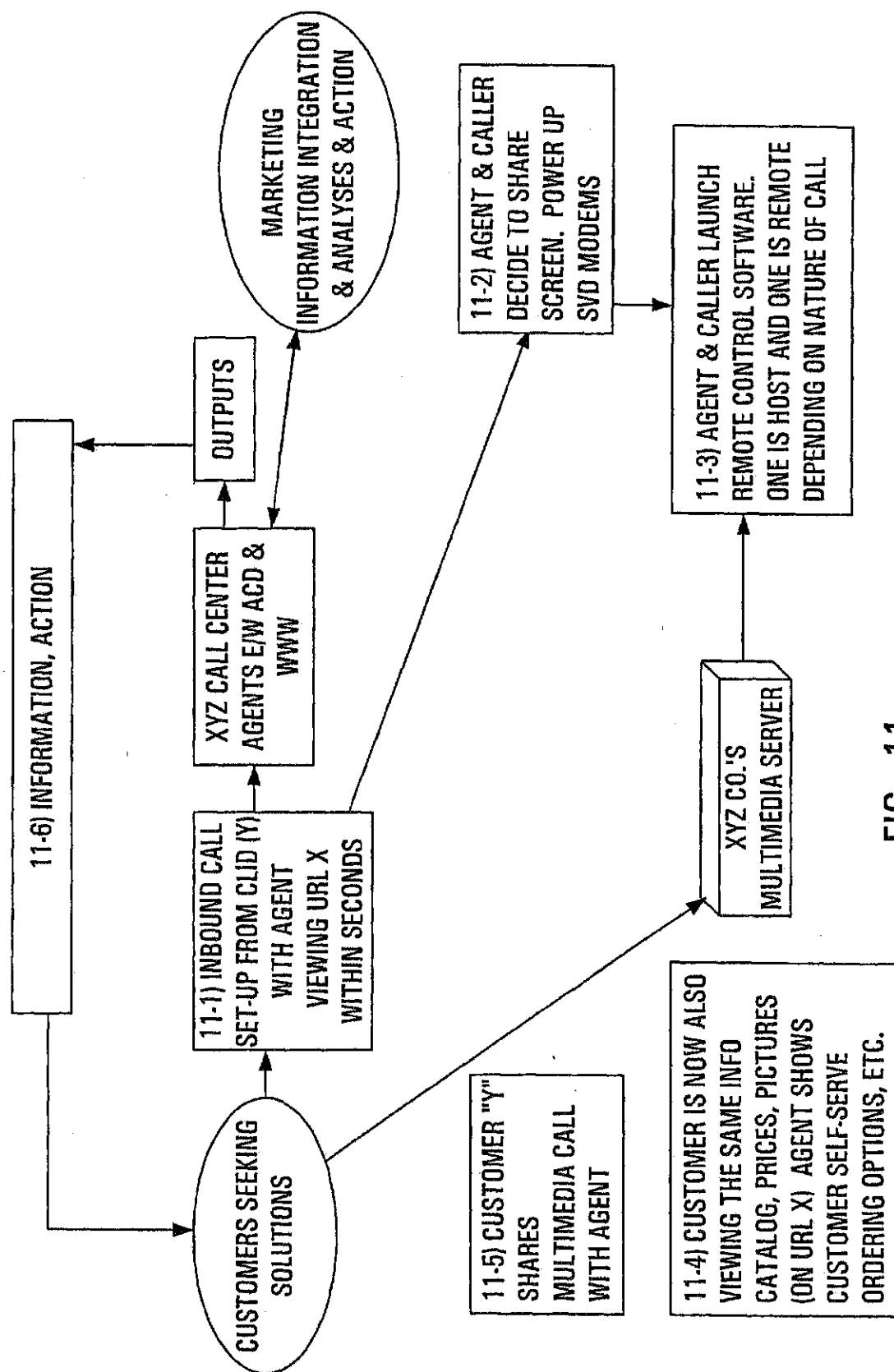


FIG. 11

1

METHOD AND SYSTEM FOR COORDINATING DATA AND VOICE COMMUNICATIONS VIA CONTACT CHANNEL CHANGING SYSTEM

RELATED APPLICATIONS

This Application is a continuation of application Ser. No. 09/950,801 filed Sep. 13, 2001 now U.S. Pat. No. 6,668,286 which is a continuation of application Ser. No. 09/239,701 filed Jan. 29, 1999, now U.S. Pat. No. 6,311,231, which is a divisional of U.S. application Ser. No. 08/532,537 filed Sep. 25, 1995, now U.S. Pat. No. 5,884,032.

FIELD OF THE INVENTION

This invention relates to accessing remote information network services such as those of the WWW (World Wide Web) and particularly, but not exclusively to the manner in which help is enlisted when needed.

BACKGROUND OF INVENTION

Some telephone companies (e.g., NBTel, New Brunswick, Canada) have been heavily involved with the development and use of both call centre services and Internet services. More specifically, efforts have been underway to utilize CTI (Computer Telephony Integration) within call centres to improve the productivity and service levels within call centres. CTI uses integration capabilities in various manners to assist telephone users who have access to computer equipment to improve the process of making or receiving phone calls. Call centre technology generally uses both computer equipment and telecommunications equipment with CTI being a key element of productive call centres.

The use of new Internet services such as WWW servers to allow organizations to interact with their customers in a self service mode is also being promoted. These WWW servers utilize hypertext and multimedia content to allow customers to see text, images, etc. associated with products and services. Due to human nature and other factors these customers frequently need human assistance to completely satisfy their needs and would likely jot down an 800 telephone number with a pencil and paper. They would then call the 800 number to gain access (if the 800 zone coverage was appropriate) to an ACD (Automatic Call Distribution) centre belonging to that organization. Under many circumstances today they would then sit frustrated in an ACD queue awaiting the availability of a live agent. Thus, there are at least two disadvantages of current systems. First, the need for the customer to physically record and dial the 800 number is a disincentive to making the call. Secondly, the likelihood of waiting in long ACD queues is also a disincentive to making the call. Once the call is made, the queue may also result in the call being terminated before successful completion because of the delay experienced.

A recent improvement in the integration of computers and telephones is disclosed in U.S. Pat. No. 5,001,710. A system is disclosed which lets telemarketing agents who are answering calls for multiple campaigns simultaneously, to be set up automatically in their computing environment at the correct campaign based upon the phone number dialed by the customer, and to receive caller related information automatically. However, the user is required to physically dial an 800 number, and likely must wait in an ACD queue. Furthermore, although the agent is set up at the correct campaign,

2

a more accurate initial setup, which for example incorporates the specifics of the customer's queries, is not possible. Finally, this system is not designed for helping users of the Internet.

SUMMARY OF THE INVENTION

It is another object of the invention to make this process faster and simpler so as to improve the likelihood of a successful connection to a live agent.

The invention provides a method of quickly enabling the changing of customer contact channels under control of the calling customer. A customer contact channel is a specific means of communication between the customer and a sales/service provider. Examples of customer contact channels include verbal phone conversations between customers and human ACD agents of the service/sales organization, IVR (interactive voice response) interactions between customers and IVR servers associated with the service/organization, ADSI (analog display services interface) enhanced IVR interactions between customers and associated servers, and WWW interactions between customers and associated WWW servers. These channels use various communications appliances or terminals such as a regular touch tone telephone, ADSI enhanced telephone (such as Nortel Vista 350), multimedia PC's or multimedia set-top boxes (such as Philips/Zenith/CLI Media Access Terminals) and television sets.

The invention provides a series of methods for integrating WWW services with live ACD agents. These methods include establishment of two-way voice connectivity between a customer and a human ACD agent while sharing common screens of information on a WWW page. This connectivity provides requested "LIVE HELP" when a problem is encountered or when an alternate channel is preferred for various reasons. These methods deploy CTI, IVR and related techniques involving the use of computer software and hardware working in conjunction with telephone systems. The specific methods best suited for an individual customer will depend on a number of factors such as the call centre's telephony architecture, the call centre's computing architecture and organizational philosophy and approaches regarding inbound and outbound calling and customer contact concepts.

IVR allows for automated handling of scripted or routine telephone conversations. The customer, once connected to an IVR system, is verbally provided with information and options by a computer generated or recorded voice. The customer is able to make selections with the telephone keypad. An ADSI (analog display services interface) enhanced IVR system (e.g., NBTel Express or NBTel Call-Mall) also provides a text screen that allows easier navigation to the user. These are accessed by ADSI capable telephone sets equipped with a screen.

The invention provides methods for integrating and connecting a human ACD agent and a customer who is using the WWW and wishes human assistance. Furthermore, the invention provides a customer in voice conversation with an ACD agent an option to enhance that conversation with shared screens of information (images, text, etc.). The invention is intended to be used by organizations or individuals with WWW servers and ACD agents. The invention was initially developed to illustrate the Joint use of two powerful marketing channels (WWW and ACD agents) and that their combination produces an even more powerful channel than either alone. The main features of this invention are the ability to link and integrate customers (who may have

obtained product awareness information or directory information via a WWW server) and appropriate ACD agents or individuals to provide supplementary information or assistance.

According to a first broad aspect, the invention provides in a communications system comprising a server on a network, means for connecting the server to at least one computer in a remote customer premises, a help channel and a call centre connected to the help channel connectable through the public switched telephone network to a telephone in the customer premises, an apparatus and method for the customer to obtain help in relation to a page from the server displayed by the computer comprising the steps of the customer selecting a remote help option from the page; the customer preparing a help request form comprising the number of the customer's telephone; the system transferring the help request to the call centre; and the call centre setting up a call over the public switched telephone network between the customer telephone and the help channel.

According to a second broad aspect, the invention provides in a communications system comprising a server on a network, means for connecting the server to at least one computer in a remote customer premises, a help channel and a call centre connected to the help channel connectable through the information network to the computer, an apparatus and method for the customer to obtain help in relation to a page from the server displayed by the computer comprising the steps of the customer selecting a remote help option from the page; the customer computer automatically preparing a help request form comprising a network address; the system automatically transferring the help request to the call centre; and the call centre setting up a virtual audio channel on the data network between the channel and the customer computer.

According to a third broad aspect, the invention provides in a communications system comprising a server on a network, means for connecting the server to at least one of either a computer or a set-top box and television in a remote customer premises, a help channel and a call centre connected to the help channel connectable through the public switched telephone network to a telephone in the customer premises, an apparatus method for the customer to obtain help in relation to a page from the server displayed by the computer comprising the steps the customer selecting a remote help option from the page; the customer set-top box or computer signalling a telephone switch to ring the customer's telephone line (with a normal ring or a distinctive ring) in response to the customer selecting the help option; the telephone switch dialing the call centre automatically when the customer picks up the handset; and the call centre transferring the call to the help channel.

According to a fourth broad aspect, the invention provides in a communications system comprising a server on a network, means for connecting the server to at least one computer in a remote customer premises, a help channel and a call centre connected to the help channel connectable through the public switched telephone network to a telephone in the customer premises, an apparatus and method for the customer to obtain help in relation to a page from the server displayed by the computer comprising the steps of the customer selecting a remote help option from the page; the customer computer automatically passing a help phone number listed within the page to communications software running on the customer's computer; and the communications software dialing the help phone number with a modem and line connected to the customer's computer and tele-

phone; whereby a voice connection is established between the customer telephone and the help channel.

According to a fifth broad aspect, the invention provides in a communications system comprising a server on a network, means for connecting the server to at least one computer equipped with an SVD (simultaneous voice data) modem in a remote customer premises, a help channel comprising a live agent workstation equipped with at least one computer equipped with an SVD modem, and a call centre connected to the help channel, an apparatus and method for the customer to obtain help in relation to a page from the server displayed by the computer comprising the steps: establishing a voice connection between a customer telephone and an agent telephone over the PSTN; the agent connecting the agent computer to the server if not already connected; the customer disconnecting the customer computer from the server if connected unless equipped to handle more than one connection; both the customer and ACD agent activating their SVD (Simultaneous Voice Data) Modems (or ISDN units) such that data and voice connections are established where previously only a voice connection existed in such a way that the agent who is already connected to the desired server acts as a host and the caller acts as a remote connected to the agent's host and in communication with the host over the data portion of the connection and the caller is able to view the same pages as the agent, and the agent can provide the caller with assistance by walking the customer through the information from the server, and discuss it over the voice connection.

BRIEF DESCRIPTION OF THE DRAWINGS

FIG. 1 shows a block diagram of the first embodiment of the invention;

FIG. 2 shows a process flow diagram for the first embodiment of the invention;

FIG. 3 shows a process flow diagram for a variation of the first embodiment of the invention;

FIG. 4 shows a process flow diagram for another variation of the first embodiment of the invention;

FIG. 5 shows a process flow diagram for another variation of the first embodiment of the invention;

FIG. 6 shows a block diagram of the second embodiment of the invention;

FIG. 7 shows a process flow diagram for the second embodiment of the invention;

FIG. 8 shows a block diagram of the third embodiment of the invention;

FIG. 9 shows a process flow diagram for the third embodiment of the invention;

FIG. 10 shows a block diagram of the fourth embodiment of the invention; and

FIG. 11 shows a process flow diagram for the fourth embodiment of the invention.

DESCRIPTION OF THE PREFERRED EMBODIMENTS OF THE INVENTION

In a first preferred embodiment of the invention, illustrated schematically in FIG. 1, a method and apparatus, herein referred to as the Customer Contact Channel Changer, is provided for automatically providing a live telephone connection between a customer using an organization's multimedia services to the organization's ACD agent. Four main components are illustrated, these being the customer premises 2, an ACD agent workstation 12, a call centre 24 and the call centre's multimedia server 28. The

5

multimedia server 28 may be a WWW server 28, and will be referred to herein as such. The call centre's 24 WWW server 28 may actually be located at the call centre, or it could be located remotely. Likewise, the ACD agent workstation 12 may be located in the call centre. Alternatively, the ACD agent workstation may be in locations remote from the call centre such as in an individual agent's home or remote workplace.

The components of a customer premises 2 are illustrated in FIG. 1. This includes a PC 4 capable of supporting a graphical WWW HTML (Hypertext Markup Language) browser and supporting generation of a URL (Uniform Resource Locator) of the organization's product and service database, an Internet line 6 (either via LAN or WAN-dial-up via modems), and a telephone 8 connected to the PSTN (public switched telephone network) 9 via a telephone line 10. The URL provides a snapshot indication of where in the hypertext environment of the organization's WWW services the user is at a given time.

Numerous commercial WWW browsers are available to assist in navigation through the Internet and WWW servers. These browsers use HTML and HTTP (Hypertext Transport Protocol). In a typical page received via the Internet from an organization providing information or services on a WWW server, words or key phrases may be underlined or bolded to indicate that more information is available. This is referred to as hypertext. If the user is interested in obtaining this additional information, he can click on the word with a mouse, and the additional information is displayed.

The typical configuration for an agent workstation 12 is also shown in FIG. 1. An agent workstation 12 is equipped with an ACD telephone set 14 from which a variety of calls can be answered, a Personal Computer 18 capable of supporting a graphical WWW/HTML browser, a telephone line 20 and computer communications line 22 for communicating with the call centre 24 and the WWW 28 via a data network 44 comprised of either a LAN (local area network) or via a dedicated or dial-up WAN (Wide Area Network). Typically a plurality of agent workstations 12 would be employed, depending on the volume of business to be handled.

The call centre 24, which handles requests for help from customers after they are received by the WWW server 28, subsequent call back of customers, and live connections with ACD agent workstations 12, is also depicted in FIG. 1. The call centre 24 includes an outbound dialing system 32 capable of setting up a blended inbound/outbound call environment. This outbound dialing system 32 contains a HOTLIST of telephone Numbers of HOT leads (qualified or interested leads) which are to be called as soon as an agent becomes available or at a time preferred by the customer. The call centre 24 also includes an ACD system 34 (on a digital switch—either PBX, centrex or computer based) which makes the actual calls and via line 20 connects the calls from the agent 12 to the customer via the PSTN 9 and line 10. It may also include a CTI server 36, an ACD-MIS (ACD management information system) system 38 connected to the ACD system 34, an IVR server 40, a call centre customer information system 42 and a data network 44 for interconnecting various components of the call centre 24.

The WWW server 28 (complying to HTTP and HTML) is equipped with information pertaining to an organizations products and services, directory information, etc. The server 28 includes an HTTP server 46 connected to an Internet access line 47 for receiving requests for help, and CGI (Common Gateway Interface) programs 48 for communicating with the call centre 24. It may also include a multi-

6

media message management system 50 which will be described in detail below, and a store of numerous text, graphics and multimedia files 52 in various multimedia file formats (such as GIF, JPEG, MPEG, WAV, AUPCX, PDF, POSTSCRIPT). Not shown between the customer's Internet access line 6 and the WWW server's Internet access line 47 is the Internet itself.

A typical session will be described with reference to FIGS. 1 and 2. Process steps are contained in boxes in FIG. 2. The session starts when a customer 2 calls via its Internet access line 6 into the WWW server 28 and commences a self-serve session with an organization which subscribes to Customer Contact Channel Changer service (box 2-1). The customer browses through information regarding products and services with the graphical WWW browser. This browsing is often achieved by viewing HTML pages 53 and associated multimedia files 52. There may be on-line help which addresses some questions which may arise. At some point additional details or assistance are needed and the customer chooses a "Live Help" option from within an HTML page (box 2-2). This may be done by using a mouse to click on a "Live Help" button on the screen, or by entering a command at the keyboard. This prompts an additional HTML form 54 to pop up which the customer must fill in (box 2-3). The form 54 asks the caller for the phone number at which they can be reached at that time. The URL which the customer was viewing (prior to selecting help) is automatically filled in to indicate the page from which help was requested, but the customer also has the option of providing a different URL. In one embodiment, the customer also has an option of specifying a preferred time to be called back with the default being to request call back as soon as possible. The customer then sends this completed HTML help request off to the WWW server 28 where it is received by the HTTP server 46 and time-stamped. The request may be sent by either E-mail or TCP/IP (transmission control protocol/Internet protocol) client to server HTTP interaction etc.

At the call centre 24, the help request messages are received and initially processed by the HTTP server 46. The telephone number, time stamp and URL are passed to the outbound preview dialing system 32 in the call centre 24 via the CGI interface 48 and data net 44. Should agents not be available, messages may be sent back via the CGI interface 48 and HTTP server 46 to the customer with anticipated wait time (derived from the ACD-MIS system 38) and call setup and scheduling options may be presented to the customer in conjunction with the multimedia message management system 50 to be described further below. An active time-stamped HOTLIST is maintained to feed the outbound dialing system 32 with numbers to call while also providing the next available agent the URL of where the question arose. The information received from the customer, including a CLID (caller identity) which is the 10 digit customer phone number, and the URL is entered on this HOTLIST (box 2-4). The agent workstation computer 18 is set up to preview the HTML page associated with the caller's URL before or while the outbound call is being made. This allows the agent to be better prepared to answer the question(s) which may arise. The call is then made to the customer automatically without any need for the agent to key any telephone numbers into either their phone 14 or computer 18 (box 2-5). After the customer answers the phone call from the agent, the two parties will be in full voice communication and will be viewing the same multimedia screen which prompted the customers question. The agent can then assist

7

or guide the caller to the solution or answer sought, or can take orders and/or provide technical support (box 2-6).

In a modification of this embodiment, the customer is not required to fill out an HTML page. Upon selection of the "Live Help" option, default values together with the relevant URL are filled in automatically, and the request is immediately sent off.

When it is desired to establish voice communications over the data network rather than the PSTN, instead of sending a telephone number at which the user can be reached, an HTML form including the user's IP (internet protocol) address and URL is filled in automatically and forwarded to the outbound system through the same channels as before. The process diagram for this is shown in FIG. 3. The rest of this process is similar to that described above except that the outbound call is placed over the Internet using IP based voice communications packages running on the user's PC enabling voice communications. These use originating and terminating IP addresses to set up virtual (packet based) circuits for use as voice channels for the duration of the call. This assumes that the caller and agent have compatible hardware and software configurations on their PC's.

When the option is provided to the customer of selecting a time preferred for call-back, a more sophisticated message management system is required. For this purpose, the invention provides a method of managing the integration or connection of customers using various services (WWW servers, voice-mail, IVR, e-mail, etc) to an ACD call centre agent. This multimedia message management system 50 will be referred to herein as the "Multimedia Message Manager" (MMM) 50.

A process flow diagram which incorporates the MMM 50 is shown in FIG. 4. This figure is very similar to FIG. 2 with the exception of the addition of the MMM which is connected to the organization's V-mail servers 80 and E-mail servers 81 and the WWW server 28.

The MMM 50 acts as an intermediary between the traditional call centre related systems and the new WWW related server systems. Specifically, it communicates with the call centre ACD-MIS system 38 to get estimated anticipated caller wait times (or other parameters) and passes this information to the caller via the HTTP server 46 and related CGI programs 48. It may be used to allow Web browsing of information sources related to the call centre such as the voice mailbox associated with a call centre agent. Overflow calls may be routed to voice mail. The MMM 50 allows the agent or supervisor to scan large volumes of voice-mail messages, E-mail messages, WWW form request etc. and prioritize and schedule call backs from a combined HOTLIST.

The MMM 50 acts as a clearing house point to assist in scheduling calls between customers and ACD agents and vice versa. This allows customers who may not be able or willing to converse with an agent at Time T0 to schedule the call for Time T2 which is the customer's preferred time. The HOTLIST is then updated to include both calls which are to be completed as soon as possible and calls which are due to be completed in the very near future. There are many ways in which the HOTLIST may be maintained. Calls requesting immediate call back can be ordered according to the time stamp of when they were received, which will always be in the immediate past. Calls with future time stamps may be appended to the list prior to the arrival of the time indicated by the future time stamp, or alternatively, they can be given priority and placed at the top of the list when the time arrives. The MMM 50 also handles the notification through the E-mail servers 81 of customers of the fact that delays are

8

expected, and is able to provide an indication of when a return call might be expected.

Alternative to connecting a multimedia user to a live agent, with a slight modification of the first embodiment described above the invention can be used to connect a multimedia user (WWW, voice mail, IVR, E-mail) to an IVR call back system, in which help is available on a variety of topics, and in which the user further has the option of being connected to other ADSI enhanced IVR applications such as home shopping systems. This is illustrated in FIG. 5. This is particularly useful in situations where a portion of the call centre's business may have self service options in different mediums. For example, both IVR self service channels and WWW self service channels might be available, and this aspect of the invention allows a quick change from one medium to the other. By selecting the IVR channel, the customer is connected to the IVR channel in an outbound manner as above.

FIG. 6 illustrates a second embodiment of the invention. While the first embodiment and its modifications described above are directed towards call centres equipped with outbound calling capabilities, in this second embodiment, the call centre is equipped with inbound call processing capabilities, handling calls as they come in from customers.

This provides a method for integrating or connecting a customer who has a SAT (screen assisted telephony) capable configuration and wishes to be connected to a live agent 106. The figure is very similar to FIG. 1, but with much of the detail of the call centre and WWW server removed. There are again four main components illustrated, one of these being the customer premises 100 equipped with a telephone (or a screen assisted telephone set) 110 and line 107, a set-top box (a special purpose computing device which allow access to network services through the television set with user input being achieved through the television remote control) and TV 108 or PC 111, and a CTI/SCAI (switch to computer application interface) enabled line 107. The other main components include the multimedia or WWW server 102, call centre 104 and an agent workstation 106 equipped with a computer 112 and a telephone 114, or a screen assisted telephone. Also shown is the PSTN 116, a broadband multimedia data network 117 and a SAT server 109.

The interconnections between the customer premises 100, WWW server 102, call centre 104, agent workstation 106 and PSTN 116 are the similar to before with the exception that all customer PC connections are via a broadband data network 117, and the customer telephone 110 connection is implemented with a line 107 to the PSTN 116 and a subsequent connection to the broadband data network 117.

The process followed in the second embodiment will be described with reference to FIGS. 6 and 7. The box numbers refer to boxes shown in FIG. 7. Initially, the customer makes a "multimedia call" in order to be connected to XYZ's multimedia server 102 and to run a multimedia application on the set-top box /TV 108 or PC 111 (box 7-1). The user selects on the set-top box remote or the PC mouse a "MAKE CALL" feature from within the multimedia application (box 7-2). This selection initiates a series of steps to set up a call to either an ACD group or an individual. The request first signals through the broadband multimedia data net 117 to a PSTN telephone switch 116 specially equipped with CTI techniques (such as SCAI) to ring the customer's line 107 (with a distinctive ring similar to ring-again) prompting the customer to pick up the handset (box 7-3). The PSTN based switch 116, having sensed that the customer has indeed picked up the set, then dials the destination party automati-

cally, which in this case is the call centre 104, where an ACD system distributes the call to an ACD agent workstation 106 (box 7-4).

When an ACD agent answers the call, the customer's URL and/or CLID are forwarded so that a customer relevant screen is appearing on the agent's PC or terminal 114 at the same time (box 7-5).

The customer relevant screen is set up on the agent's screen via one of several known CTI techniques. These include first party call control techniques and third party call control techniques. First party call control techniques use various CLID (Calling Line Identification—not shown) boxes and associated screen-pop software. The CLID is transmitted over the telephone line and the CLID box detects this and passes it to the agent's PC over a serial RS232 communications port. The CLID box may be integrated as a part of the telephone, or it may be a standalone unit connected to the telephone line together with the telephone. Screen-pop software takes the telephone numbers provided by the CLID box and looks up the corresponding customer records in a database, and displays them on the screen. Alternatively, using third party call control techniques, the digital switch has a shared data circuit to a "Third Party" CTI server which understands a common protocol such as SCAI. This server then associates various calls with various agents and delivers CLID and/or customer relevant data to the agents workstation as the phone is ringing.

Under either of the scenarios described above for transmitting the CLID, the URL information is transmitted in one of two ways. Firstly, upon answering the call and viewing the customer relevant data simultaneously (obtained by looking up the CLID in a customer database), the agent greets the caller and the caller verbally mentions the associated product or subject matter area which causes the agent to hot key to the relevant or related HTML page. A more sophisticated alternative to this is for the WWW server to sense all users querying it in real time (i.e. which URL's are being read and from which IP addresses or E-mail addresses) and then do a look-up into its database to determine corresponding CLID's. As calls from CLID's come in, the database can correlate the associated caller and URL.

Should all agents be busy, an IVR system can be used to provide additional information options to the customer while an agent becomes available. This method does not avoid ACD queues, but does make placing the call easier. In addition, the use of the URL and/or CLID makes the provision of help by the agent more efficient. As in the first embodiment, the agent is now in a position to help the customer with the WWW server or other multimedia application with which they require assistance (box 7-6).

As in the first embodiment, instead attempting to put the call through to a live agent, the call can be automatically connected to an IVR system. Screen-based telephony and associated SAT telephone switches may be employed in this case, allowing the customer to interact with an ADSI enhanced IVR system.

FIG. 8 illustrates a third embodiment of the invention which is quite similar to that shown in FIG. 6, with the exception of the configuration at the customer premises. Again, an inbound call processing capability is required at the call centre, as in the second embodiment. This embodiment provides a method for integrating or connecting a customer 100 who has a telephone 120, a PC 124 with DDE (dynamic data exchange) capabilities and two modems 122, 126 and lines 127, 128 and wishes to be connected to a live agent 104. DDE allows data to be passed dynamically between different applications running on the PC. In this

embodiment, the PC 124 is equipped with communications software and modems 122, 126 able to place the call between the customer's telephone 120 and the ACD agent itself, automatically, instead of requiring the telephone switch to set up the call as in FIG. 6.

FIG. 9 shows a process diagram showing the steps which occur when this method is used. Initially, the customer makes a multimedia call to connect to company XYZ's multimedia server (box 9-1). The customer then selects the "MAKE CALL" or "HELP" button which may appear on an HTML page (box 9-2). The customer request initiates a PC based DDE whereby the telephone number in the HTML page to be called is passed dynamically to another PC based communications software package where an outbound call is dialed over a regular modem 122 and line 127 (boxes 9-3 and 9-4). When an ACD agent answers, a voice connection between the customer's telephone 120 and the ACD agent's telephone 112 is completed, and a customer relevant screen is appearing on the agent's PC 114 at terminal at the same time (box 9-5) based on incoming CLID and using first party or third party CTI techniques as described previously.

As before, an IVR connection could be established instead of using live agents, and screen assisted telephones and associated servers could be employed to enhance this type of connection.

FIG. 10 illustrates a fourth embodiment of the invention in which a method and apparatus is provided for integrating WWW information from a caller who is already talking to a live ACD agent. In this embodiment either an inbound call processing capability or an outbound call processing capability is required at the call centre.

The customer site 210 is equipped with a computer 212 and a telephone 214 both connected to a SVD (simultaneous voice data) modem 216 with external connections 218 to the PSTN 219 which may be analog, or ISDN (integrated services digital network) format. SVD modems allow both voice and data to be transmitted over the same standard telephone line at the same time.

The agent site 220 is similarly equipped with a computer 222, telephone 224 and SVD 226 and connections to the PSTN 219. It is also connected to a digital switch 230 with ACD functionality for distributing calls to various agents. The agent's computer 222 is also connected to a WWW server 232 and may be connected to a multimedia message management system 234.

The process flow diagram for this embodiment is shown in FIG. 11. The customer has been previously connected to an ACD agent either according to the traditional method wherein the customer physically dials an 800 number, or according to one of the methods described above (box 11-1). This includes all of the inbound and outbound call set-up methods and associated hardware described in the first three embodiment and their variants, although it is assumed that a live agent exists, and not an IVR system. Both parties are conversing and desire to be viewing identical screens of information simultaneously, and so decide to go into collaborative mode (box 11-2). This may be due to the fact that simple verbal explanations are insufficient to solve the caller's problems. If the calling party is not yet WWW connected, the two parties activate their SVD Modems 216, 226 (or ISDN units) and activate their remote control software packages (box 11-3). This sets up a data connection over the same telephone line as they were previously using for voice. Then voice and data can be transmitted over the same telephone line. The agent who is already connected to the desired WWW server 132 acts as HOST and the caller acts as a REMOTE allowing the caller to view the same

11

WWW pages (or other Information Systems) as the agent (box 11-4). The agent can then walk the customer through information and supplement it verbally, thereby sharing a multimedia call with the customer (box 11-5). Screens appearing on the agents computer appear on the customer's computer, as what the customer sees is an exact duplicate of what the agent sees. This may result in immediate sales and service or assist in further sales and service. The next time the caller, having become more comfortable and familiar with the system, may opt to use the self serve channel with no human assistance for increased likelihood of repeat business. The above combining of ACD, SVD and WWW building blocks allows collaborative screen sharing between customers and ACD agents. In addition, agent integration via the MMM 234 allows increased agent productivity.

If the caller is already logged onto the WWW server, he must disconnect before being able to go into collaborative mode, unless he is equipped to handle two connections at once.

In order to implement this embodiment, several configuration (hardware and software) modifications to existing ACD setups would be required. Most current PC's will not successfully support high speed (14.4 KBPS) communications on their serial ports due to the older UART (Universal Asynchronous Receiver Transmitter) chips. Communications with these units is error prone and unreliable. PC's need a smarter faster UART to make this configuration reliable. These are supplied by installing high speed serial input/output boards in the ISA (Industry Standard Architecture) slots on the motherboard of the PC. Software reconfiguration is required to disable the lower speed communications ports. An alternative here it to use new simultaneous

12

voice and data modem technology which utilizes the parallel port of the PC which (for most PC's) currently supports speeds equal to or greater than 28.8 KBPS.

At the agent end, the type of line choice (2500-type analog ACD line or digital ACD line) must be made and depending on this additional hardware and software is required. If a digital ACD line is used, a hardware adaptor is required to convert the digital signaling which may be proprietary in nature into signals recognized by analog based SVD modems. Also, these adaptor units must be modified to handle high speed (14.4 KBPS) data transmission. If 2500-type analog lines are used, software is required on the PC to allow easy access and use of sophisticated feature activation codes. The line choice here depends largely on which features the call centre agent would be using.

The invention claimed is:

1. A system for connecting a call center to a customer computer having a customer IP address, the system comprising a server configured to transmit a page having a URL for presentation on a remote customer computer, the page including a remote help option which when selected generates a help request form including the customer IP address, and the server further configured to forward the generated help request form to the call center.

2. The system according to claim 1 wherein the request form further comprises a field for filling in a customer preferred time for call-back.

3. The system according to claim 1 in which the request form further comprises said URL.

* * * * *

UNITED STATES PATENT AND TRADEMARK OFFICE
CERTIFICATE OF CORRECTION

PATENT NO. : 7,159,043 B2
APPLICATION NO. : 10/663740
DATED : January 2, 2007
INVENTOR(S) : Thomas Howard Bateman et al.

Page 1 of 1

It is certified that error appears in the above-identified patent and that said Letters Patent is hereby corrected as shown below:

Please correct the title Item (54) to read as follows:

--METHOD AND SYSTEM FOR COORDINATING DATA AND VOICE
COMMUNICATIONS VIA CUSTOMER CONTACT CHANNEL CHANGING
SYSTEM--

Please correct the Assignee Item (73) to read as follows:

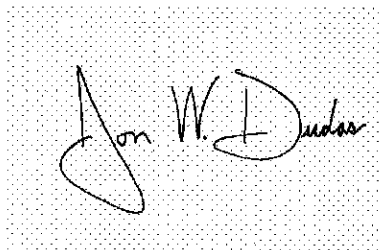
--Innovatia, Inc. St. Johns, Canada--

Please correct the Abstract Item (57) line 3 to read as follows:

"as live center ACD" should read --as live call centre ACD--

Signed and Sealed this

First Day of May, 2007

A handwritten signature in black ink, reading "Jon W. Dudas", is written over a rectangular area with a light gray dot grid background.

JON W. DUDAS

Director of the United States Patent and Trademark Office

**UNITED STATES DISTRICT COURT, CENTRAL DISTRICT OF CALIFORNIA
CIVIL COVER SHEET**

I. (a) PLAINTIFFS (Check box if you are representing yourself <input type="checkbox"/>) Pagomatus Telecom, LLC	DEFENDANTS U.S. Auto Parts Networks, Inc.
(b) Attorneys (Firm Name, Address and Telephone Number, if you are representing yourself, provide same.) M. Elizabeth Day, Feinberg Day Alford & Thompson LLP 401 Florence Street, Palo Alto, CA 94301 650.618.4360	Attorneys (if known) N/A

II. BASIS OF JURISDICTION (Place an X in one box only.) <input type="checkbox"/> 1 U.S. Government Plaintiff <input checked="" type="checkbox"/> 3 Federal Question (U.S. Government Not a Party) <input type="checkbox"/> 2 U.S. Government Defendant <input type="checkbox"/> 4 Diversity (Indicate Citizenship of Parties in Item III)	III. CITIZENSHIP OF PRINCIPAL PARTIES - For Diversity Cases Only (Place an X in one box for plaintiff and one for defendant.) <table style="width:100%; border: none;"> <tr> <td style="width:33%;">Citizen of This State</td> <td style="width:33%;"> <table style="width:100%; border: none;"> <tr> <td>Plt</td> <td>Def</td> </tr> <tr> <td><input type="checkbox"/> 1</td> <td><input type="checkbox"/> 1</td> </tr> </table> </td> <td style="width:33%;"> <table style="width:100%; border: none;"> <tr> <td>Plt</td> <td>Def</td> </tr> <tr> <td><input type="checkbox"/> 4</td> <td><input type="checkbox"/> 4</td> </tr> </table> </td> </tr> <tr> <td>Citizen of Another State</td> <td> <table style="width:100%; border: none;"> <tr> <td><input type="checkbox"/> 2</td> <td><input type="checkbox"/> 2</td> </tr> </table> </td> <td> <table style="width:100%; border: none;"> <tr> <td><input type="checkbox"/> 5</td> <td><input type="checkbox"/> 5</td> </tr> </table> </td> </tr> <tr> <td>Citizen or Subject of a Foreign Country</td> <td> <table style="width:100%; border: none;"> <tr> <td><input type="checkbox"/> 3</td> <td><input type="checkbox"/> 3</td> </tr> </table> </td> <td> <table style="width:100%; border: none;"> <tr> <td><input type="checkbox"/> 6</td> <td><input type="checkbox"/> 6</td> </tr> </table> </td> </tr> </table>	Citizen of This State	<table style="width:100%; border: none;"> <tr> <td>Plt</td> <td>Def</td> </tr> <tr> <td><input type="checkbox"/> 1</td> <td><input type="checkbox"/> 1</td> </tr> </table>	Plt	Def	<input type="checkbox"/> 1	<input type="checkbox"/> 1	<table style="width:100%; border: none;"> <tr> <td>Plt</td> <td>Def</td> </tr> <tr> <td><input type="checkbox"/> 4</td> <td><input type="checkbox"/> 4</td> </tr> </table>	Plt	Def	<input type="checkbox"/> 4	<input type="checkbox"/> 4	Citizen of Another State	<table style="width:100%; border: none;"> <tr> <td><input type="checkbox"/> 2</td> <td><input type="checkbox"/> 2</td> </tr> </table>	<input type="checkbox"/> 2	<input type="checkbox"/> 2	<table style="width:100%; border: none;"> <tr> <td><input type="checkbox"/> 5</td> <td><input type="checkbox"/> 5</td> </tr> </table>	<input type="checkbox"/> 5	<input type="checkbox"/> 5	Citizen or Subject of a Foreign Country	<table style="width:100%; border: none;"> <tr> <td><input type="checkbox"/> 3</td> <td><input type="checkbox"/> 3</td> </tr> </table>	<input type="checkbox"/> 3	<input type="checkbox"/> 3	<table style="width:100%; border: none;"> <tr> <td><input type="checkbox"/> 6</td> <td><input type="checkbox"/> 6</td> </tr> </table>	<input type="checkbox"/> 6	<input type="checkbox"/> 6
Citizen of This State	<table style="width:100%; border: none;"> <tr> <td>Plt</td> <td>Def</td> </tr> <tr> <td><input type="checkbox"/> 1</td> <td><input type="checkbox"/> 1</td> </tr> </table>	Plt	Def	<input type="checkbox"/> 1	<input type="checkbox"/> 1	<table style="width:100%; border: none;"> <tr> <td>Plt</td> <td>Def</td> </tr> <tr> <td><input type="checkbox"/> 4</td> <td><input type="checkbox"/> 4</td> </tr> </table>	Plt	Def	<input type="checkbox"/> 4	<input type="checkbox"/> 4																
Plt	Def																									
<input type="checkbox"/> 1	<input type="checkbox"/> 1																									
Plt	Def																									
<input type="checkbox"/> 4	<input type="checkbox"/> 4																									
Citizen of Another State	<table style="width:100%; border: none;"> <tr> <td><input type="checkbox"/> 2</td> <td><input type="checkbox"/> 2</td> </tr> </table>	<input type="checkbox"/> 2	<input type="checkbox"/> 2	<table style="width:100%; border: none;"> <tr> <td><input type="checkbox"/> 5</td> <td><input type="checkbox"/> 5</td> </tr> </table>	<input type="checkbox"/> 5	<input type="checkbox"/> 5																				
<input type="checkbox"/> 2	<input type="checkbox"/> 2																									
<input type="checkbox"/> 5	<input type="checkbox"/> 5																									
Citizen or Subject of a Foreign Country	<table style="width:100%; border: none;"> <tr> <td><input type="checkbox"/> 3</td> <td><input type="checkbox"/> 3</td> </tr> </table>	<input type="checkbox"/> 3	<input type="checkbox"/> 3	<table style="width:100%; border: none;"> <tr> <td><input type="checkbox"/> 6</td> <td><input type="checkbox"/> 6</td> </tr> </table>	<input type="checkbox"/> 6	<input type="checkbox"/> 6																				
<input type="checkbox"/> 3	<input type="checkbox"/> 3																									
<input type="checkbox"/> 6	<input type="checkbox"/> 6																									

IV. ORIGIN (Place an X in one box only.) <input checked="" type="checkbox"/> 1 Original Proceeding <input type="checkbox"/> 2 Removed from State Court <input type="checkbox"/> 3 Remanded from Appellate Court <input type="checkbox"/> 4 Reinstated or Reopened <input type="checkbox"/> 5 Transferred from another district (specify): _____ <input type="checkbox"/> 6 Multi-District Litigation <input type="checkbox"/> 7 Appeal to District Judge from Magistrate Judge

V. REQUESTED IN COMPLAINT: JURY DEMAND: <input checked="" type="checkbox"/> Yes <input type="checkbox"/> No (Check 'Yes' only if demanded in complaint.) CLASS ACTION under R.R.C.P. 23: <input type="checkbox"/> Yes <input checked="" type="checkbox"/> No MONEY DEMANDED IN COMPLAINT: \$ _____

VI. CAUSE OF ACTION (Cite the U.S. Civil Statute under which you are filing and write a brief statement of cause. Do not cite jurisdictional statutes unless diversity.) Patent Law of the United States, 35 U.S.C. §§ 1 et seq.; Patent Infringement

VII. NATURE OF SUIT (Place an X in one box only.) <table style="width:100%; border: none;"> <tr> <td style="width:25%; vertical-align: top;"> OTHER CIVIL RIGHTS <input type="checkbox"/> 400 State Reapportionment <input type="checkbox"/> 410 Antitrust <input type="checkbox"/> 430 Banks and Banking <input type="checkbox"/> 450 Commerce/ICC Rules/etc. <input type="checkbox"/> 460 Deportation <input type="checkbox"/> 470 Racketeer Influenced and Corrupt Organizations <input type="checkbox"/> 480 Consumer Credit <input type="checkbox"/> 490 Cable/Sat TV <input type="checkbox"/> 810 Selective Service <input type="checkbox"/> 850 Securities/Commodities/Exchange <input type="checkbox"/> 875 Customer Challenge 12 USC 3410 <input type="checkbox"/> 890 Other Statutory Actions <input type="checkbox"/> 891 Agricultural Act <input type="checkbox"/> 892 Economic Stabilization Act <input type="checkbox"/> 893 Environmental Matters <input type="checkbox"/> 894 Energy Allocation Act <input type="checkbox"/> 895 Freedom of Info. Act <input type="checkbox"/> 900 Appeal of Fed Determination Under Equal Access to Justice <input type="checkbox"/> 950 Constitutionality of State Statutes </td> <td style="width:25%; vertical-align: top;"> CONTRACTS <input type="checkbox"/> 110 Insurance <input type="checkbox"/> 120 Marine <input type="checkbox"/> 130 Miller Act <input type="checkbox"/> 140 Negotiable Instrument <input type="checkbox"/> 150 Recovery of Overpayment & Enforcement of Judgment <input type="checkbox"/> 151 Mediation Act <input type="checkbox"/> 152 Recovery of Defaulted Student Loan (Excl. Veterans) <input type="checkbox"/> 153 Recovery of Overpayment of Veteran's Benefits <input type="checkbox"/> 160 Stockholders' Suits <input type="checkbox"/> 190 Other Contract <input type="checkbox"/> 195 Contract Product Liability <input type="checkbox"/> 196 Franchise <input type="checkbox"/> 210 Land Condemnation <input type="checkbox"/> 220 Foreclosure <input type="checkbox"/> 230 Rent Lease & Ejectment <input type="checkbox"/> 240 Torts to Land <input type="checkbox"/> 243 Tort Product Liability <input type="checkbox"/> 290 All Other Real Property </td> <td style="width:25%; vertical-align: top;"> PERSONAL INJURY <input type="checkbox"/> 310 Airplane <input type="checkbox"/> 315 Airplane Product Liability <input type="checkbox"/> 320 Assault, Libel & Slander <input type="checkbox"/> 330 Fed. Employers' Liability <input type="checkbox"/> 340 Marine <input type="checkbox"/> 345 Machine Product Liability <input type="checkbox"/> 350 Motor Vehicle <input type="checkbox"/> 355 Motor Vehicle Product Liability <input type="checkbox"/> 360 Other Personal Injury <input type="checkbox"/> 362 Personal Injury- Motor Malpractice <input type="checkbox"/> 365 Personal Injury- Product Liability <input type="checkbox"/> 368 Asbestos Personal Injury Product Liability <input type="checkbox"/> 402 Naturalization Application <input type="checkbox"/> 403 Habeas Corpus- Alien Detainee <input type="checkbox"/> 465 Other Immigration Actions </td> <td style="width:25%; vertical-align: top;"> PERSONAL INJURY - PROPERTY DAMAGE <input type="checkbox"/> 370 Other Fraud <input type="checkbox"/> 371 Truth in Lending <input type="checkbox"/> 380 Other Personal Property Damage <input type="checkbox"/> 385 Property Damage Product Liability <input type="checkbox"/> 422 Appeal 28 USC 158 <input type="checkbox"/> 423 Withdrawal 28 USC 157 <input type="checkbox"/> 441 Voting <input type="checkbox"/> 442 Employment <input type="checkbox"/> 443 Housing/Accommodations <input type="checkbox"/> 444 Welfare <input type="checkbox"/> 445 Americans with Disabilities - Employment <input type="checkbox"/> 446 Americans with Disabilities - Other <input type="checkbox"/> 440 Other Civil Rights </td> <td style="width:25%; vertical-align: top;"> PERSONAL INJURY - OTHER <input type="checkbox"/> 510 Motions to Vacate Sentence Habeas Corpus <input type="checkbox"/> 530 General <input type="checkbox"/> 535 Death Penalty <input type="checkbox"/> 540 Mandamus/Other <input type="checkbox"/> 550 Civil Rights <input type="checkbox"/> 555 Prison Condition <input type="checkbox"/> 610 Agriculture <input type="checkbox"/> 620 Other Food & Drug <input type="checkbox"/> 625 Drug Related <input type="checkbox"/> 630 Liquor Laws <input type="checkbox"/> 640 R.R. & Truck <input type="checkbox"/> 650 Airline Regs <input type="checkbox"/> 660 Occupational Safety/Health <input type="checkbox"/> 690 Other </td> <td style="width:25%; vertical-align: top;"> PROPERTY RIGHTS <input type="checkbox"/> 710 Fair Labor Standards Act <input type="checkbox"/> 720 Labor/Mgmt. Relations <input type="checkbox"/> 730 Labor/Mgmt. Reporting & Disclosure Act <input type="checkbox"/> 740 Railway Labor Act <input type="checkbox"/> 790 Other Labor Litigation <input type="checkbox"/> 791 Impl. Ret. Inc. Security Act <input type="checkbox"/> 820 Copyrights <input type="checkbox"/> 830 Patent <input type="checkbox"/> 840 Trademark <input type="checkbox"/> 861 HIA (1995H) <input type="checkbox"/> 862 Black Lung (922) <input type="checkbox"/> 863 DIWC/DIWW (405(a)) <input type="checkbox"/> 864 SSID Title XVI <input type="checkbox"/> 865 RSI (405(a)) <input type="checkbox"/> 870 Taxes (U.S. Plaintiff or Defendant) <input type="checkbox"/> 871 IRS-Third Party 26 USC 7609 </td> </tr> </table>	OTHER CIVIL RIGHTS <input type="checkbox"/> 400 State Reapportionment <input type="checkbox"/> 410 Antitrust <input type="checkbox"/> 430 Banks and Banking <input type="checkbox"/> 450 Commerce/ICC Rules/etc. <input type="checkbox"/> 460 Deportation <input type="checkbox"/> 470 Racketeer Influenced and Corrupt Organizations <input type="checkbox"/> 480 Consumer Credit <input type="checkbox"/> 490 Cable/Sat TV <input type="checkbox"/> 810 Selective Service <input type="checkbox"/> 850 Securities/Commodities/Exchange <input type="checkbox"/> 875 Customer Challenge 12 USC 3410 <input type="checkbox"/> 890 Other Statutory Actions <input type="checkbox"/> 891 Agricultural Act <input type="checkbox"/> 892 Economic Stabilization Act <input type="checkbox"/> 893 Environmental Matters <input type="checkbox"/> 894 Energy Allocation Act <input type="checkbox"/> 895 Freedom of Info. Act <input type="checkbox"/> 900 Appeal of Fed Determination Under Equal Access to Justice <input type="checkbox"/> 950 Constitutionality of State Statutes	CONTRACTS <input type="checkbox"/> 110 Insurance <input type="checkbox"/> 120 Marine <input type="checkbox"/> 130 Miller Act <input type="checkbox"/> 140 Negotiable Instrument <input type="checkbox"/> 150 Recovery of Overpayment & Enforcement of Judgment <input type="checkbox"/> 151 Mediation Act <input type="checkbox"/> 152 Recovery of Defaulted Student Loan (Excl. Veterans) <input type="checkbox"/> 153 Recovery of Overpayment of Veteran's Benefits <input type="checkbox"/> 160 Stockholders' Suits <input type="checkbox"/> 190 Other Contract <input type="checkbox"/> 195 Contract Product Liability <input type="checkbox"/> 196 Franchise <input type="checkbox"/> 210 Land Condemnation <input type="checkbox"/> 220 Foreclosure <input type="checkbox"/> 230 Rent Lease & Ejectment <input type="checkbox"/> 240 Torts to Land <input type="checkbox"/> 243 Tort Product Liability <input type="checkbox"/> 290 All Other Real Property	PERSONAL INJURY <input type="checkbox"/> 310 Airplane <input type="checkbox"/> 315 Airplane Product Liability <input type="checkbox"/> 320 Assault, Libel & Slander <input type="checkbox"/> 330 Fed. Employers' Liability <input type="checkbox"/> 340 Marine <input type="checkbox"/> 345 Machine Product Liability <input type="checkbox"/> 350 Motor Vehicle <input type="checkbox"/> 355 Motor Vehicle Product Liability <input type="checkbox"/> 360 Other Personal Injury <input type="checkbox"/> 362 Personal Injury- Motor Malpractice <input type="checkbox"/> 365 Personal Injury- Product Liability <input type="checkbox"/> 368 Asbestos Personal Injury Product Liability <input type="checkbox"/> 402 Naturalization Application <input type="checkbox"/> 403 Habeas Corpus- Alien Detainee <input type="checkbox"/> 465 Other Immigration Actions	PERSONAL INJURY - PROPERTY DAMAGE <input type="checkbox"/> 370 Other Fraud <input type="checkbox"/> 371 Truth in Lending <input type="checkbox"/> 380 Other Personal Property Damage <input type="checkbox"/> 385 Property Damage Product Liability <input type="checkbox"/> 422 Appeal 28 USC 158 <input type="checkbox"/> 423 Withdrawal 28 USC 157 <input type="checkbox"/> 441 Voting <input type="checkbox"/> 442 Employment <input type="checkbox"/> 443 Housing/Accommodations <input type="checkbox"/> 444 Welfare <input type="checkbox"/> 445 Americans with Disabilities - Employment <input type="checkbox"/> 446 Americans with Disabilities - Other <input type="checkbox"/> 440 Other Civil Rights	PERSONAL INJURY - OTHER <input type="checkbox"/> 510 Motions to Vacate Sentence Habeas Corpus <input type="checkbox"/> 530 General <input type="checkbox"/> 535 Death Penalty <input type="checkbox"/> 540 Mandamus/Other <input type="checkbox"/> 550 Civil Rights <input type="checkbox"/> 555 Prison Condition <input type="checkbox"/> 610 Agriculture <input type="checkbox"/> 620 Other Food & Drug <input type="checkbox"/> 625 Drug Related <input type="checkbox"/> 630 Liquor Laws <input type="checkbox"/> 640 R.R. & Truck <input type="checkbox"/> 650 Airline Regs <input type="checkbox"/> 660 Occupational Safety/Health <input type="checkbox"/> 690 Other	PROPERTY RIGHTS <input type="checkbox"/> 710 Fair Labor Standards Act <input type="checkbox"/> 720 Labor/Mgmt. Relations <input type="checkbox"/> 730 Labor/Mgmt. Reporting & Disclosure Act <input type="checkbox"/> 740 Railway Labor Act <input type="checkbox"/> 790 Other Labor Litigation <input type="checkbox"/> 791 Impl. Ret. Inc. Security Act <input type="checkbox"/> 820 Copyrights <input type="checkbox"/> 830 Patent <input type="checkbox"/> 840 Trademark <input type="checkbox"/> 861 HIA (1995H) <input type="checkbox"/> 862 Black Lung (922) <input type="checkbox"/> 863 DIWC/DIWW (405(a)) <input type="checkbox"/> 864 SSID Title XVI <input type="checkbox"/> 865 RSI (405(a)) <input type="checkbox"/> 870 Taxes (U.S. Plaintiff or Defendant) <input type="checkbox"/> 871 IRS-Third Party 26 USC 7609
OTHER CIVIL RIGHTS <input type="checkbox"/> 400 State Reapportionment <input type="checkbox"/> 410 Antitrust <input type="checkbox"/> 430 Banks and Banking <input type="checkbox"/> 450 Commerce/ICC Rules/etc. <input type="checkbox"/> 460 Deportation <input type="checkbox"/> 470 Racketeer Influenced and Corrupt Organizations <input type="checkbox"/> 480 Consumer Credit <input type="checkbox"/> 490 Cable/Sat TV <input type="checkbox"/> 810 Selective Service <input type="checkbox"/> 850 Securities/Commodities/Exchange <input type="checkbox"/> 875 Customer Challenge 12 USC 3410 <input type="checkbox"/> 890 Other Statutory Actions <input type="checkbox"/> 891 Agricultural Act <input type="checkbox"/> 892 Economic Stabilization Act <input type="checkbox"/> 893 Environmental Matters <input type="checkbox"/> 894 Energy Allocation Act <input type="checkbox"/> 895 Freedom of Info. Act <input type="checkbox"/> 900 Appeal of Fed Determination Under Equal Access to Justice <input type="checkbox"/> 950 Constitutionality of State Statutes	CONTRACTS <input type="checkbox"/> 110 Insurance <input type="checkbox"/> 120 Marine <input type="checkbox"/> 130 Miller Act <input type="checkbox"/> 140 Negotiable Instrument <input type="checkbox"/> 150 Recovery of Overpayment & Enforcement of Judgment <input type="checkbox"/> 151 Mediation Act <input type="checkbox"/> 152 Recovery of Defaulted Student Loan (Excl. Veterans) <input type="checkbox"/> 153 Recovery of Overpayment of Veteran's Benefits <input type="checkbox"/> 160 Stockholders' Suits <input type="checkbox"/> 190 Other Contract <input type="checkbox"/> 195 Contract Product Liability <input type="checkbox"/> 196 Franchise <input type="checkbox"/> 210 Land Condemnation <input type="checkbox"/> 220 Foreclosure <input type="checkbox"/> 230 Rent Lease & Ejectment <input type="checkbox"/> 240 Torts to Land <input type="checkbox"/> 243 Tort Product Liability <input type="checkbox"/> 290 All Other Real Property	PERSONAL INJURY <input type="checkbox"/> 310 Airplane <input type="checkbox"/> 315 Airplane Product Liability <input type="checkbox"/> 320 Assault, Libel & Slander <input type="checkbox"/> 330 Fed. Employers' Liability <input type="checkbox"/> 340 Marine <input type="checkbox"/> 345 Machine Product Liability <input type="checkbox"/> 350 Motor Vehicle <input type="checkbox"/> 355 Motor Vehicle Product Liability <input type="checkbox"/> 360 Other Personal Injury <input type="checkbox"/> 362 Personal Injury- Motor Malpractice <input type="checkbox"/> 365 Personal Injury- Product Liability <input type="checkbox"/> 368 Asbestos Personal Injury Product Liability <input type="checkbox"/> 402 Naturalization Application <input type="checkbox"/> 403 Habeas Corpus- Alien Detainee <input type="checkbox"/> 465 Other Immigration Actions	PERSONAL INJURY - PROPERTY DAMAGE <input type="checkbox"/> 370 Other Fraud <input type="checkbox"/> 371 Truth in Lending <input type="checkbox"/> 380 Other Personal Property Damage <input type="checkbox"/> 385 Property Damage Product Liability <input type="checkbox"/> 422 Appeal 28 USC 158 <input type="checkbox"/> 423 Withdrawal 28 USC 157 <input type="checkbox"/> 441 Voting <input type="checkbox"/> 442 Employment <input type="checkbox"/> 443 Housing/Accommodations <input type="checkbox"/> 444 Welfare <input type="checkbox"/> 445 Americans with Disabilities - Employment <input type="checkbox"/> 446 Americans with Disabilities - Other <input type="checkbox"/> 440 Other Civil Rights	PERSONAL INJURY - OTHER <input type="checkbox"/> 510 Motions to Vacate Sentence Habeas Corpus <input type="checkbox"/> 530 General <input type="checkbox"/> 535 Death Penalty <input type="checkbox"/> 540 Mandamus/Other <input type="checkbox"/> 550 Civil Rights <input type="checkbox"/> 555 Prison Condition <input type="checkbox"/> 610 Agriculture <input type="checkbox"/> 620 Other Food & Drug <input type="checkbox"/> 625 Drug Related <input type="checkbox"/> 630 Liquor Laws <input type="checkbox"/> 640 R.R. & Truck <input type="checkbox"/> 650 Airline Regs <input type="checkbox"/> 660 Occupational Safety/Health <input type="checkbox"/> 690 Other	PROPERTY RIGHTS <input type="checkbox"/> 710 Fair Labor Standards Act <input type="checkbox"/> 720 Labor/Mgmt. Relations <input type="checkbox"/> 730 Labor/Mgmt. Reporting & Disclosure Act <input type="checkbox"/> 740 Railway Labor Act <input type="checkbox"/> 790 Other Labor Litigation <input type="checkbox"/> 791 Impl. Ret. Inc. Security Act <input type="checkbox"/> 820 Copyrights <input type="checkbox"/> 830 Patent <input type="checkbox"/> 840 Trademark <input type="checkbox"/> 861 HIA (1995H) <input type="checkbox"/> 862 Black Lung (922) <input type="checkbox"/> 863 DIWC/DIWW (405(a)) <input type="checkbox"/> 864 SSID Title XVI <input type="checkbox"/> 865 RSI (405(a)) <input type="checkbox"/> 870 Taxes (U.S. Plaintiff or Defendant) <input type="checkbox"/> 871 IRS-Third Party 26 USC 7609	

CV12-10632

FOR OFFICE USE ONLY: Case Number: _____
 AFTER COMPLETING THE FRONT SIDE OF FORM CV-71, COMPLETE THE INFORMATION REQUESTED BELOW.

UNITED STATES DISTRICT COURT, CENTRAL DISTRICT OF CALIFORNIA
CIVIL COVER SHEET

VIII(a). **IDENTICAL CASES:** Has this action been previously filed in this court and dismissed, remanded or closed? ☒ No ☐ Yes
If yes, list case number(s): _____

VIII(b). **RELATED CASES:** Have any cases been previously filed in this court that are related to the present case? ☒ No ☐ Yes
If yes, list case number(s): _____

Civil cases are deemed related if a previously filed case and the present case:

- (Check all boxes that apply) ☐ A. Arise from the same or closely related transactions, happenings, or events; or
☐ B. Call for determination of the same or substantially related or similar questions of law and fact; or
☐ C. For other reasons would entail substantial duplication of labor if heard by different judges; or
☐ D. Involve the same patent, trademark or copyright, and one of the factors identified above in a, b or c also is present.

IX. **VENUE:** (When completing the following information, use an additional sheet if necessary.)

(a) List the County in this District; California County outside of this District; State if other than California; or Foreign Country, in which EACH named plaintiff resides.
☐ Check here if the government, its agencies or employees is a named plaintiff. If this box is checked, go to Item (b).

County in this District: ^a	California County outside of this District; State, if other than California; or Foreign Country
	Pragmatic Telecom, LLC - Alexandria, Virginia

(b) List the County in this District; California County outside of this District; State if other than California; or Foreign Country, in which EACH named defendant resides.
☐ Check here if the government, its agencies or employees is a named defendant. If this box is checked, go to Item (c).

County in this District: ^a	California County outside of this District; State, if other than California; or Foreign Country
U.S. Auto Parts Network, Inc. - Los Angeles County, California	

(c) List the County in this District; California County outside of this District; State if other than California; or Foreign Country, in which EACH claim arose.
 Note: In land condemnation cases, use the location of the tract of land involved.

County in this District: ^a	California County outside of this District; State, if other than California; or Foreign Country
	ALEXANDRIA, VIRGINIA

^a Los Angeles, Orange, San Bernardino, Riverside, Ventura, Santa Barbara, or San Luis Obispo Counties

Note: In land condemnation cases, use the location of the tract of land involved.

X. **SIGNATURE OF ATTORNEY (OR PROPERTY):**

[Signature] Date 12/11/2012

Notice to Counsel/Parties: The CV-71 (05-08) Civil Cover Sheet and the information contained herein neither replace nor supplement the filing and service of pleadings or other papers as required by law. This form, approved by the Judicial Conference of the United States in September 1974, is required pursuant to Local Rule 3-1. It is not filed but is used by the Clerk of the Court for the purpose of statistics, venue and maintaining the civil docket sheet. (For more detailed instructions, see separate instructions sheet.)

Key to Statistical codes relating to Social Security Cases:

Nature of Suit Code	Abbreviation	Substantive Statement of Cause of Action
861	MIA	All claims for health insurance benefits (Medicare) under Title 18, Part A, of the Social Security Act, as amended. Also, include claims by hospitals, skilled nursing facilities, etc., for certification as providers of services under the program. (42 U.S.C. 1935ff(b))
862	BL	All claims for "Black Lung" benefits under Title 4, Part B, of the Federal Coal Mine Health and Safety Act of 1969. (30 U.S.C. 923)
863	DIWC	All claims filed by insured workers for disability insurance benefits under Title 2 of the Social Security Act, as amended; plus all claims filed for child's insurance benefits based on disability. (42 U.S.C. 405(g))
863	DIWW	All claims filed for widows or widowers insurance benefits based on disability under Title 2 of the Social Security Act, as amended. (42 U.S.C. 405(g))
864	SSD	All claims for supplemental security income payments based upon disability filed under Title 16 of the Social Security Act, as amended.
865	RRI	All claims for retirement (old age) and survivors benefits under Title 2 of the Social Security Act, as amended. (42 U.S.C. (b))